

# STEP FLYER SERIES

## MONITORING LEARNERS PROGRESS

GRADE 3 -YEAR 2026

### MATHEMATICAL ACTIVITIES



3

Name \_\_\_\_\_ Date: \_\_\_\_\_

Learner's Number (KNEC ASSESSMENT NO.) \_\_\_\_\_

Grade \_\_\_\_\_

Gender: Boy  Girl

School Name \_\_\_\_\_ School Code

Answer all questions

### FOR OFFICIAL USE ONLY

*The grid below is to be filled by the teacher after marking the learner's work*

#### *Assessment Rubric*

<b>WORK OUT AREAS</b>	<b>Exceeds expectation 4</b>	<b>Meet expectation 3</b>	<b>Approaching expectation 2</b>	<b>Below expectation 1</b>
Numbers 1-24	24	20 - 23	10 - 19	0 - 9
Measurements 25 -28	4	2 - 3	0 - 1	0
Geometry 29-30	2	0 - 1	0	0

# NUMBERS


Write in words or numbers.

Words	Numbers
1. _____	18
2. Twenty-four	_____
3. _____	55
4. Sixty-four	_____

Fill in the place value

5. 43 = \_\_\_\_\_ hundred \_\_\_\_\_ ten \_\_\_\_\_ ones.  
6. 127 = \_\_\_\_\_ hundred \_\_\_\_\_ ten \_\_\_\_\_ ones.  
7. 9 tens 6 ones = \_\_\_\_\_  
8. 2 hundreds 3 ones 0 ones = \_\_\_\_\_

Shade a half



10. 

Write the missing numbers

11. 20, 25, 30, \_\_\_\_\_  
12. 25, \_\_\_\_\_, 27, \_\_\_\_\_, 29, 30  
13. 100, 99, 98, \_\_\_\_\_, \_\_\_\_\_

Add (+)

14.  $38 + 55 =$  \_\_\_\_\_

15. 
$$\begin{array}{r} 473 \\ + 6 \\ \hline \end{array}$$

\_\_\_\_\_

16. Tens	Ones
1	7
+ 5	6
<hr/>	
<hr/>	

**Subtract (-)**

17.  $46$   
 $- 3$   


---


---

18.  $67$   
 $- 30$   


---


---

19. Sam had 15 books. He bought 28 more books. How many books did he have altogether? \_\_\_\_\_

**Multiply (x)**

20.  $4 + 4 + 4 =$  \_\_\_\_\_

\_\_\_\_\_ x \_\_\_\_\_ = \_\_\_\_\_

21.  $5 \times 3 =$  \_\_\_\_\_


**Divide ( $\div$ )**

22. 15 mangoes were shared equally among 3 girls. Each will get \_\_\_\_\_

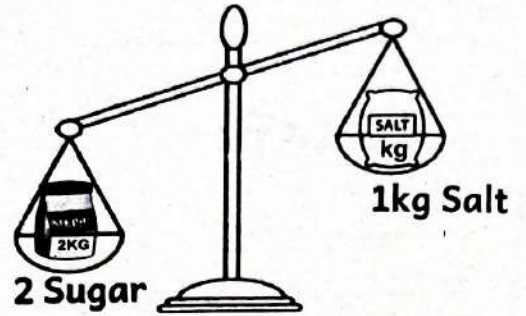
23.  $24 \div 4 =$  \_\_\_\_\_

24.  $18 \div 3 =$  \_\_\_\_\_

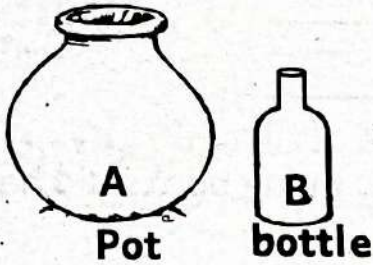
# MEASUREMENT

25.  Which one is shorter? \_\_\_\_\_ (A or B)


26. Which one is heavier? \_\_\_\_\_



27. Which one holds less? \_\_\_\_\_




28. How much?

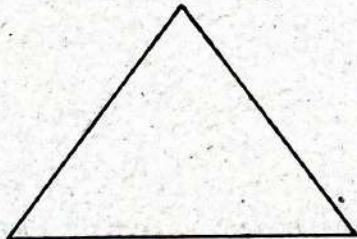


\_\_\_\_\_ shillings.

# GEOMETRY

29.  This is a \_\_\_\_\_ line.

30. Name the shape.



\_\_\_\_\_

# STEP FLYER SERIES

## MONITORING LEARNERS PROGRESS

GRADE 3 - YEAR 2026

### LANGUAGE ACTIVITIES



001

3

Name \_\_\_\_\_ Date: \_\_\_\_\_

Learner's Number (KNEC ASSESSMENT NO.) \_\_\_\_\_

Grade \_\_\_\_\_

Gender: Boy

Girl

School Name \_\_\_\_\_ School Code

Answer all questions

#### FOR OFFICIAL USE ONLY

*The grid below is to be filled by the teacher after marking the learner's work*

#### *Assessment Rubric*

<b>TASK</b>	<b>Exceeds expectation 4</b>	<b>Meet expectation 3</b>	<b>Approaching expectation 2</b>	<b>Below expectation 1</b>
Reading aloud 5 marks	50 and above	41 - 49 words	25-40	0 - 24
Listening & Speaking 5 marks	5	3-4	1 - 2	0
Comprehension/ Grammar 35 marks	35	29 - 34	12 - 28	0 - 11
Writing 5 marks	5	3 - 4	1 - 2	0

## **TASK 1 : LISTENING AND SPEAKING**

**Teacher asks the learner the following questions. The learner responds.**

- (a).** Have you ever been to a market? **(Learner responds)**
- (b).** Mention items that we can buy from the market. **(Learner responds)**
- (c).** On which day does your family go to the market? **(Learner responds)**
- (d).** Name four fruits you can buy from the market. **(Learner responds)**
- (e).** Apart from the market which other places you can do shopping?  
**(Learner responds)**

## **READING ALOUD**

**Read the story below to your teacher.**

One day John came from his shamba very tired. He kept his jembe and Panga inside his house. He picked a plate of ugali and meat. He sat under a big mango tree outside his house. He fell sleep. A monkey came from the top of the tree and picked the food. After eating the food the monkey threw the plate.

## **TASK 2: COMPREHENSION.**

**Read the story below and answer questions**

Once upon a time there was a farmer. He lived in a village, up in the hills beside a forest. In his farm where he grew many kinds of vegetables like spinach, tomatoes and cabbages, he also had a mango tree. The farmer kept poultry like chickens and reared animals like cats, dogs, cows and goats on his farm. For many years the farmer and his family had enjoyed the tastiest apples from the tree. The farmer planted flowers around his farm. The flowers made his farm look beautiful and attractive.

- (a). Where did the farmer live? \_\_\_\_\_
- (b). What is the name of the poultry found at the farmer's farm?  
\_\_\_\_\_
- (c). Name the animals found in the farmers farm.  
\_\_\_\_\_
- (d). Name the vegetables which the farmer planted on his farm.  
\_\_\_\_\_
- (e). Which tree was at the farmer's farm? \_\_\_\_\_

### **GRAMMAR**

#### **Write the words correctly**

1. llspe \_\_\_\_\_
2. paly \_\_\_\_\_
3. tebal \_\_\_\_\_
4. lafg \_\_\_\_\_

#### **Add 'ing' to the verbs**

5. drink \_\_\_\_\_
6. blow \_\_\_\_\_
7. write \_\_\_\_\_
8. move \_\_\_\_\_

#### **Fill in the blanks using the correct word**





**sweep, dreams, sees, walk, read**

9. They \_\_\_\_\_ a good story book.
10. Grace \_\_\_\_\_ pictures on the noticeboard.
11. The girls and boys \_\_\_\_\_ the classroom.
12. Kobe \_\_\_\_\_ about his new school.
13. Jane and Kobe \_\_\_\_\_ into the classroom.

**Use 'is', 'am' or 'are'**

- 14. I \_\_\_\_\_ going out to play.
- 15. This \_\_\_\_\_ a golden ring.
- 16. We \_\_\_\_\_ playing football.
- 17. It \_\_\_\_\_ a big aeroplane.
- 18. Those \_\_\_\_\_ beautiful flowers.

**Name the pictures.**

			
19. _____	20. _____	21. _____	22. _____

(flower, basket, knife, bottle)

**Answer correctly.**

- 23. I \_\_\_\_\_ to school. (walk, walks)
- 24. The scouts \_\_\_\_\_ the flag. (raise, raises)
- 25. We \_\_\_\_\_ at breaktime. (play, plays)

**TASK 3: WRITING**

**Write five sentences about;**

**MY TEACHER**

- 26. \_\_\_\_\_
- 27. \_\_\_\_\_
- 28. \_\_\_\_\_
- 29. \_\_\_\_\_
- 30. \_\_\_\_\_

# STEP FLYER SERIES

## KUTATHMINI HATUA YA MWANAFUNZI

GREDI 3 - MWAKA 2026

SHUGHULI ZA KISWAHILI



001

3

Jina: \_\_\_\_\_ Tarehe: \_\_\_\_\_

Nambari ya mwanafunzi(KNEC ASSESSMENT NO.) \_\_\_\_\_

Gredi \_\_\_\_\_

Jinsia: Mvulana  Msichana

Jina la shule \_\_\_\_\_ Nambari la Shule

Jibu maswali yote kwa kiswahili

### KWA MATUMIZI YA MTAHINI

*Mwalimu ajaze mjalizo baada ya kusahihisha kazi ya mwanafunzi*

*Viwango vya kutathmini*

<b>ZOEZI</b>	<b>Kuzidisha matarajio 4</b>	<b>Kufikia matarajio 3</b>	<b>Kukaribia matarajio 2</b>	<b>Mbali na matarajio 1</b>
Kusoma kwa sauti (alama 5)	Ana uwezo wa kusoma kwa kasi bila kusita. Anazingatia alama zote za uakifisho. <input type="text"/>	Ana uwezo wa kusoma bila kusita. Anazingatia baadhi ya alama za uakifisho. <input type="text"/>	Ana uwezo wa kusoma, isipokuwa anasitasita. Hazingatii alama za uakifisho. <input type="text"/>	Hana uwezo wa kusoma maneno mengi. Hazingatii alama za uakifisho. <input type="text"/>
Kusikiliza na kuzungumza (alama 5)	5	3	0 - 2	0
Ufahamu na Sarufi (alama 35)	35	28 - 34	11 - 27	0 - 10
Kuandika (alama 5)	5	3 - 4	1 - 2	0

## KUSIKILIZA NA KUZUNGUMZA.

### Sikiliza hadithi ya mwalimu kisha ujibu maswali.

Bwana Mwatu ni mkulima. Anafuga ng'ombe, kondoo na nguruwe. Wanyama wake humpatia faida nyingi sana. Ng'ombe humpatia maziwa, nyama na mbolea. Kondoo humpa manyoya, nyama na mbolea. Nguruwe humpatia nyama na mbolea. Analisha wanyama wake kwa vyakula vya kununuliwa dukani. Yeye ndiye tajiri mkubwa katika kijiji chao.

- (a). Bwana Mwatu ni? (Mwanafunzi ajibu)
- (b). Taja wanyama wanaofugwa na Bwana Mwatu?(Mwanafunzi ajibu)
- (c). Kondoo humpatia nini? (Mwanafunzi ajibu)
- (d). Nguruwe humpatia nini?(Mwanafunzi ajibu)
- (e). Yeye huwalisha wanyama wake na(Mwanafunzi ajibu)


## KUSOMA KWA SAUTI

### Soma kifungu hiki kwa sauti.

Polisi ni watu wanaolinda usalama. Usalama ni hali ya kuwa na amani. Polisi hufanya kazi muhimu sana. Wao huwakamata wezi. Mwizi ni mtu anayeiba mali ya watu. Tunafaa kufanya kazi kwa bidii ili tusiibe, pia tunafaa kuwaripoti wezi kwa polisi. Polisi huwafunga wezi pingu mikononi ili wasitoroke. Pia polisi hutumia bunduki kutulinda.

## UFAHAMU

### Soma ufahamu kisha ujibu maswali



Musa alikuwa dereva wa matatu za Koma, Tangu utotoni, Musa aliyapenda magari ya abiria, Musa alipomaliza shule alisomea kazi ya udereva. Alipata cheti cha kuendesha magari ya abiria. Aliendesha matatu za mjini hadi Koma. Abiria walimpanda kwa upole na uangalifu wake. Nauli ya matatu yake haikupanda hata wakati wa mvua.

Siku moja Musa aliamkia kazi yake ya udereva. Akiwa barabarani, aliliona gari la mwenzake likiyumbayumba kumbe dereva huyo alikuwa mlevi. Matatu ya Musa iligongwa na gari la dereva mlevi. Watu walipata majereha kwa sababu hawakuwa wamefunga mikanda ya usalama.

- (a). Musa alisomea kazi gani alipomaliza shule? \_\_\_\_\_
- (b). Kwa nini abiria walimpenda Musa?  
\_\_\_\_\_
- (c). Matatu ya Musa iligongwa na nani? \_\_\_\_\_
- (d). Musa aliyapenda magari ya abiria tangu \_\_\_\_\_
- (e). Watu waliopata majereha hawakuwa wamefunga nini?  
\_\_\_\_\_

### **SARUFI**

**Andika maneno haya vizuri.**

1. tiik \_\_\_\_\_
2. chiko \_\_\_\_\_
3. zame \_\_\_\_\_
4. butaki \_\_\_\_\_

**Kanusha sentensi hizi.**

5. Utasafiri kesho.  
\_\_\_\_\_
6. Wewe unapenda kucheza.  
\_\_\_\_\_
7. Usije nyumbani ukiwa mchafu.  
\_\_\_\_\_

**Andika kwa wingi**

- | <b><u>Umoja</u></b> | <b><u>Wingi</u></b> |
|---------------------|---------------------|
| 8. Mimi ninacheza   | _____               |
| 9. Wewe unasoma     | _____               |
| 10. Wewe unaimba    | _____               |

**Tunga sentensi ukitumia maneno yafuatayo katika umoja na wingi.**

**mfano: kitabu chako - vitabu vyao**

11. Mlima \_\_\_\_\_
12. Mti \_\_\_\_\_
13. Shuleni \_\_\_\_\_

## Chora vifaa hivi

14. Kiti	15. Kikombe	16. Saa	17. Upanga

### Jaza pengo kwa jibu sahihi kutoka mabanoni.

18. Kakake mama ni \_\_\_\_\_. (mjomba, kaka)
19. Mama ana \_\_\_\_\_nguo. (pika, fua)
20. Chumba cha kulala kina \_\_\_\_\_. (meza, kitanda)
21. Baba wa baba au mama ni \_\_\_\_\_. (bubu, babu)
22. Mtoto ame \_\_\_\_\_ mlango. (vunga, fungu)
23. Mama wa baba au mama ni \_\_\_\_\_. (mama, nyanya)

### Andika maneno yanayoanza kwa sauti hizi.

24. ch \_\_\_\_\_
25. mb \_\_\_\_\_

### KUANDIKA

Andika sentensi tano kuhusu:

### DARASA LANGU

26. \_\_\_\_\_
27. \_\_\_\_\_
28. \_\_\_\_\_
29. \_\_\_\_\_
30. \_\_\_\_\_

# STEP FLYER SERIES

## MONITORING LEARNERS PROGRESS

GRADE 3 - YEAR 2026

### INTEGRATED LEARNING AREAS



3

Name \_\_\_\_\_ Date: \_\_\_\_\_

Learner's Number (KNEC ASSESSMENT NO.) \_\_\_\_\_

Grade \_\_\_\_\_ Gender: Boy  Girl

School Name \_\_\_\_\_ School Code

Answer all questions

#### FOR OFFICIAL USE ONLY

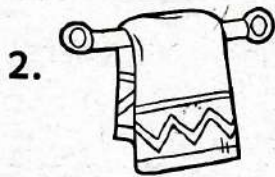
The grid below is to be filled by the teacher after marking the learner's work  
Assessment Rubric

Learning areas	Exceeds Expectation	Meet Expectation	Approaching expectation	Below expectation
Environmental 30marks	30	24 - 29	8- 23	0 - 7
R.E 10 marks	10	8 - 9	3 - 7	0 - 2
Creative 10 marks	10	8 - 9	3 - 7	0 - 2

#### TASK 1: ENVIRONMENTAL ACTIVITIES

1. We sleep in the \_\_\_\_\_ . (kitchen, bedroom)

Match the things with where they are found.



Kitchen



Sitting room



Dining room



Bathroom

6. Eric is eating food with dirty hands. This is a \_\_\_\_\_ behaviour.

(good, bad, nice)

7. We use \_\_\_\_\_ and water to wash our hands. (oil, soap, milk)

8. We make water safe for drinking by \_\_\_\_\_

(filtering, boiling, washing)

Name three things we should not share.

9. \_\_\_\_\_ 10. \_\_\_\_\_ 11. \_\_\_\_\_

12. We clean a handkerchief with soap, water and \_\_\_\_\_


(stick, salt, oil)

Name three food we get from plants

13. \_\_\_\_\_ 14. \_\_\_\_\_ 15. \_\_\_\_\_

16. \_\_\_\_\_ soil makes long ribbons. (Sand, Loam, Clay)

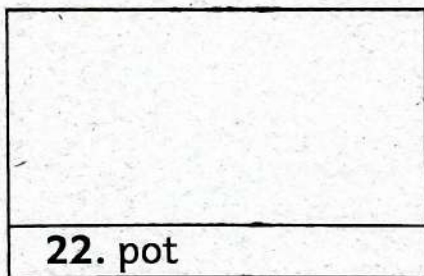
Name the weather symbols



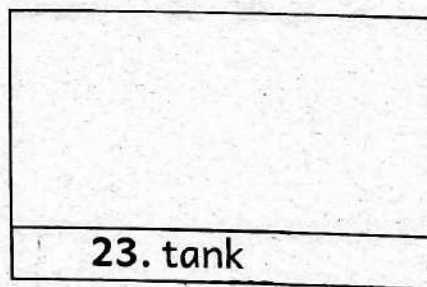
17. \_\_\_\_\_ 18. \_\_\_\_\_ 19. \_\_\_\_\_ 20. \_\_\_\_\_

21. We should say no to gifts from \_\_\_\_\_ (parent, strangers, teachers)

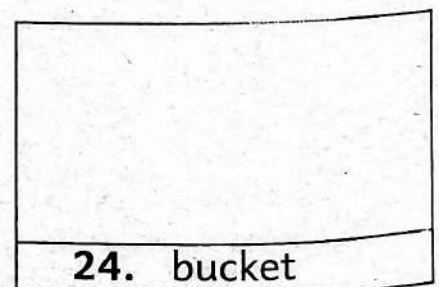
Draw these things used for storing water.



22. pot



23. tank



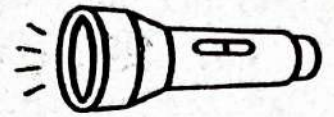
24. bucket

Name two animals kept at home.

25. \_\_\_\_\_ 26. \_\_\_\_\_

27. A farmer plants during \_\_\_\_\_ seasons. (rainy, dry, cloudy)

Name the following sources of light



28. \_\_\_\_\_ 29. \_\_\_\_\_ 30. \_\_\_\_\_

**TASK 2: RELIGIOUS ACTIVITIES.**

**C.R.E**

1. We should pray \_\_\_\_\_. (once, always, sometimes)
2. When we find lost items we should \_\_\_\_\_.  
(give to our friends, keep them, give them to our teacher)

**Name three things we can share at school.**

3. \_\_\_\_\_ 4. \_\_\_\_\_ 5. \_\_\_\_\_
6. Jesus helped the \_\_\_\_\_ to catch fish.  
(carpenter, farmer, fishermen)
7. \_\_\_\_\_ is God's gift to us. (Jesus, Mary, Joseph)
8. The father of Jesus was a \_\_\_\_\_.  
(teacher, farmer, carpenter)
9. Elijah was fed by \_\_\_\_\_. (The widow, The widow's son.)
10. Daniel was thrown in a den of \_\_\_\_\_. (leopards, elephants, lions)

**I.R.E**

1. **Circle the four letter words**

بيت      ضرع      أنت      راشد

2. Before sleeping I recite Surah \_\_\_\_\_ (Al-Fatiha, Al-falaq)
3. The prayer performed at lunch time is \_\_\_\_\_. (fajr, Dhuhr)
4. The first pillar of Iman is \_\_\_\_\_.  
(belief in Angels, Belief in Allah)
5. Muslims believe in \_\_\_\_\_ pillar of Iman. (six, five)

6. Halima was asked by her teacher to mention the revealed books by Allah (S.W.T). Circle three books she mentioned.

Quran	Bible	Suhuf	Ibrahim	Taurat
-------	-------	-------	---------	--------

7. \_\_\_\_\_ was the uncle of the prophet (S.A.W)  
(Abdul Mutwalib, Abu Talib)

### TASK 3: CREATIVE ACTIVITIES

Identify two shapes found in your environment.

1. \_\_\_\_\_ 2. \_\_\_\_\_

Name the ways of creating rhythm in the pictures below.



3. \_\_\_\_\_ 4. \_\_\_\_\_ 5. \_\_\_\_\_

6. Which instrument do we use to accompany songs? \_\_\_\_\_  
(shakers, gun, sponge)

7. We sing the National anthem on \_\_\_\_\_ and \_\_\_\_\_

Name two games played in school.

8. \_\_\_\_\_

9. \_\_\_\_\_

10. The loudness or softness of sound is called \_\_\_\_\_  
(pitch, volume)