



STARLIGHT ASSESSMENT TEST

COMPETENCY BASED EDUCATION

GRADE 3 2026

STR001 - 26

- MATHEMATICAL ACTIVITIES -

Time: 1hr

Learner's Name: Grade 3

School:

Learner's Number

--	--	--	--	--

Gender:

Boy

Girl

ASSESSMENT RUBRICS

The teacher to fill the grid below after marking the learner's work.

	Exceeding Expectation (4)	Meeting Expectation (3)	Approaching Expectation (2)	Below Expectation (1)
Range of marks	80-100%	65-79%	50-64%	0 - 49%
Learner's Score				

1. Write in words. (2mks)

a) 38 _____

b) 40 _____

2. Write in numbers. (2mks)

a) Sixty five _____

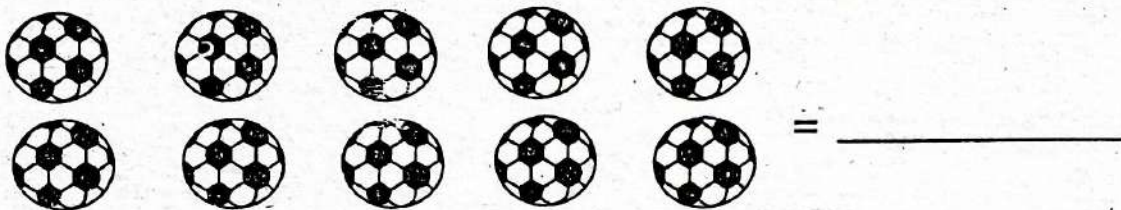
b) Thirty one _____

3. Fill in the missing numbers by counting forward. (2mks)

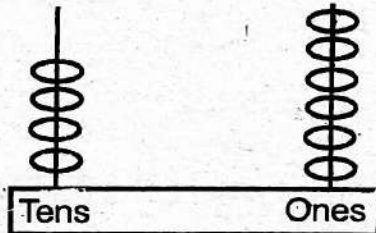
a) 60 _____ 62 _____ 64 _____ 66

b) 80 _____ 82 _____ 84 _____ 86

4. Count and write. (1mk)



5. Place value chart (2mks)



_____ = _____

6. How many tens and ones are in the numbers below. (2mks)

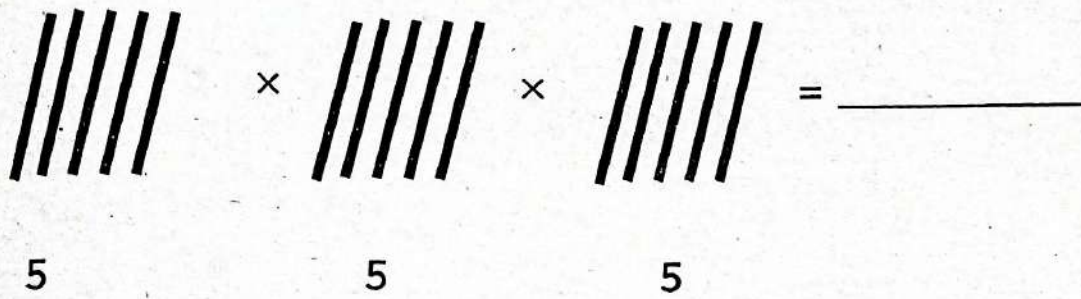
a) 50 = _____ tens _____ ones.

b) 8 = _____ tens _____ ones.

7. Add using the place value chart. (1mk)

Tens	Ones
4	3
+ 2	4
<hr/>	
<hr/>	

8. Multiply using repeated addition. (1mk)



5 5 5

9. Write the following fractions in words. (2mks)

a) $\frac{1}{5} =$ _____


b) $\frac{1}{2} =$ _____

10. Answer correctly (2mks)

a) A year has _____ months.

b) August comes before _____

11. Read the clock below and write the time. (1mk)



12. Match with unit. (3mks)

Length

Kilograms

Capacity

Metre

Mass

Litre


13. Use the price list below to answer the questions. (2mks)



Sh. 60



Book sh. 30

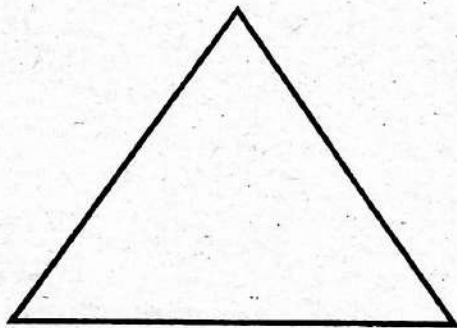


Banana Sh. 10


- a) Nelly bought a banana. She spend _____ shillings. (1mk)
- b) Mary bought a packet of milk and a book. How much money did she spend? (1mk)

14. Name the shapes. (2mks)

a)



b)





STARLIGHT ASSESSMENT TEST

COMPETENCY BASED EDUCATION

GRADE 3 2026

Time: 1hr

STR001 - 26

– ENGLISH LANGUAGE ACTIVITIES –

Learner's Name: Grade 3

School:

Learner's Number

--	--	--	--	--

Gender:

Boy

Girl

ASSESSMENT RUBRICS

The teacher to fill the grid below after marking the learner's work.

		Exceeding Expectation (4)	Meeting Expectation (3)	Approaching Expectation (2)	Below Expectation (1)
TASK 1	Listening & Speaking				
TASK 2	Reading aloud				
TASK 3	Comprehension				
TASK 4	Grammar				
TASK 5	Writing				

TASK 1: LISTENING AND SPEAKING (5 MARKS)

The teacher asks the learner oral questions and he or she responds.

1. a) How many days are there in a week? (Learner responds)
- b) There are _____ school days in a week. (Learner responds)
- c) Which days do we raise the flag?
_____ and _____ (Learner responds)
- d) Name 2 occasions in which National Anthem is sung.
(Learner responds)

TASK 2: READING ALOUD (5 MARKS)

Joy was eating her snacks. A small dirty boy walked towards her. He begged her for some snacks. Joy shared her snacks with him. The boy was very happy. They ate the snacks together. It is good to share our things with others.

TASK 3: COMPREHENSION (5 MARKS)

Read the passage below and answer the questions that follows.

There lived a rich man called John. He had a son called Kelvin and a daughter called Nancy. The mother in the family was called Shantel. They had a small farm where they planted vegetables. They all woke up very early in the morning and went to the farm. They worked very hard. They sold vegetables from the farm and got good money.

Questions

1. _____ was the name of the rich man mentioned in the story?
2. _____ and _____ were the children of the rich man.
3. Kelvin's sister was called _____
4. The family woke up early in the morning and went to the farm to _____
5. After selling produce, the family got good _____

TASK 4: GRAMMAR (25 MARKS)

1. Dictation (5 MARKS)

2. Fill in the missing letters. (2 MARKS)

a) d _____ st _____ r

b) cl _____ ssr _____ om

3. Write these words correctly (2 MARKS)

a) useho _____

b) asscl _____

4. Use were or are. (2 MARKS)

a) Yesterday my friends _____ late to school.

b) The children _____ playing in the field now.

5. Add -ing (2 MARKS)

a) mop _____

b) cut _____

6. Make sentences using: (2 MARKS)



a) is _____

b) was _____

7. Make words (3 MARKS)

- a) st _____
- b) tw _____
- c) sl _____

8. Draw the following. (2 MARKS)



9. TASK 5: WRITING

Write five sentences about: (5 MARKS)

OUR TEACHER

- 1. _____
- 2. _____
- 3. _____
- 4. _____
- 5. _____



STARLIGHT ASSESSMENT TEST

COMPETENCY BASED EDUCATION

GREDI YA 3 2026

Muda: Saa 1

STR001 - 26

- SHUGHULI ZA KISWAHILI

Jina:..... Gredi 3

School:.....

Nambari ya Tathmini

--	--	--	--	--

Jinsia:

Mvulana

Msichana

VIWANGO VYA KUTATHMINI

Jedwali hili lijazwe na mwalimu baada ya kusahihisha kazi ya mwanafunzi.

		Kuzidisha Matarajio (4)	Kufikia Matarajio (3)	Kukaribia Matarajio (2)	Mballi na Matarajio (1)
SEHEMU A	Kusikiliza na kuongea				
SEHEMU B	Kusoma kwa sauti				
SEHEMU C	Sarufi				
SEHEMU D	Ufahamu				
SEHEMU E	Kuandika				

SEHEMU YA A:

ZOEZI LA 1: KUSIKILIZA NA KUZUNGUMZA

Jitambulisha kwa kusema "mimi ni mwalimu _____"

Muulize jin lake.

Anza tathmini kwa kusema "Leo ningependa tuzungumze kukuuliza maswali kisha ujibu kwa Kiswahili.

- a) Taja vyombo vya usafiri. (Alama 2)
(Mwanafunzi ajibu)
- b) Chombo gani cha usafiri ambacho huenda kwa haraka? (Alama 1)
(Mwanafunzi ajibu)
- c) Anayeendesha ndege huitwa? (Alama 1)
(Mwanafunzi ajibu)
- d) Wanaosafiri huitwa? (Alama 1)
(Mwanafunzi ajibu)
- e) Eleza jinsi ya kuvuka barabara. (Alama 1)
(Mwanafunzi ajibu)

SEHEMU B: KUSOMA KWA SAUTI

Soma kifungu hiki kwa sauti. (Alama 5)

Nchi yetu ya Kenya ina mbuga za wanyama. Mbuga hizi zinapatikana katika sehemu mbalimbali za Kenya. Mojawapo ya mbuga hizi ni Amboseli, imegawanywa na barabara kuu ya kwenda Naivasha katika sehemu mbili. Kila sehemu iko chini ya uangalizi wa kulinda wanyama. Kazi yake ni kuwalinda vyema.

SEHEMU C: UFAHAMU (Alama 5)

Soma hadithi kisha ujibu maswali yafuatayo.

Rafiki ya baba yangu ni mwalimu. Alipokuwa na harusi, watu wengi walifika kwa harusi yake. Watu wa kijiji walitembea kwa miguu hadi eneo la harusi. Wengine walitumia baiskeli na pikipiki. Bwana na bibi harusi walipata zawadi nyingi sana. Watu walifurahia na kushangilia.

Maswali

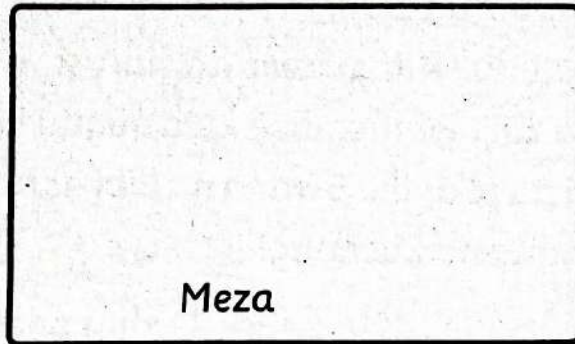
1. Ni nani alifanya harusi? _____
2. Watu wa kijiji walifikaje harusini? _____
3. Watu wengine walifikaje harusini? _____
4. Bwana harusi alikuwa anafanya kazi gani? _____
5. Bwana na bibi harusi walipata _____ nyingi sana.

SEHEMU YA D: SARUFI (Alama 25)

1. Jibu salamu (Alama 2)
 - a) Hujambo _____
 - b) U hali gani? _____
2. Andika nambari hizi kwa maneno. (Alama 2)
 - a) 42 _____
 - b) 50 _____
3. Tumia 'p' au 'v' kukamilisha maneno. (Alama 2)
 - a) ___ asuka
 - b) ma ___ azi
4. Andika kwa wingi (Alama 2)
 - a) Mwalimu anafundisha vizuri.

 - b) Kiatu hiki kimechafuka.

5. Chora picha ifuatayo (Alama 1)



6. Andika kwa herufi kubwa. (Alama 2)

- a) proritini _____
b) mhogo _____

7. Tumia huyu au hao (Alama 2)

- a) Madaktari _____ ni wazuri.
b) Dereva _____ aliosha gari lake.

8. Tumia ako au enu. (Alama 2)

- a) Msichana _____ ni safi.
b) Vitabu _____ vimeraruka.

9. IMLA (Alama 5)

ZOEZI 5: KUANDIKA

Andika sentensi tano kuhusu: (Alama 5)

MNYAMA NIMPENDAYE

1. _____
2. _____
3. _____
4. _____
5. _____



STARLIGHT ASSESSMENT TEST

COMPETENCY BASED EDUCATION

GRADE 3 2026

- INTEGRATED LEARNING AREAS -

Time: 1hr 15min

Learner's Name: Grade 3

School:

Learner's Number Gender: Boy Girl

ASSESSMENT RUBRICS

The teacher to fill the grid below after marking the learner's work.

	Exceed Expectation (4)	Meet Expectation (3)	Approach Expectation (2)	Below Expectation (1)
Range of marks	80-100%	65-79%	50-64%	0 - 49%
Learner's Score				

ENVIRONMENTAL ACTIVITIES

1. Name personal items. (3mks)

2. Answer true or false. (2mks)

a) I should share personal items with my friends

b) It is good to waste water

3. Draw and colour the following things that we use in cleaning home environment. (4mks)

a)

Dust pan

b)

Slasher

4. Name 2 ways of keeping your school clean. (2mks)

a) _____

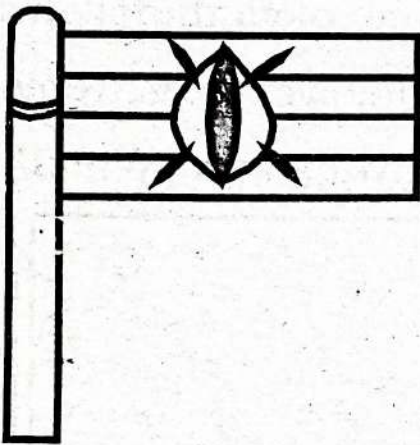
b) _____

5. Name 2 items found in the first aid box. (2mks)

a) _____

b) _____

6. Colour the national flag correctly. (3mks)



7. Match colour with the meaning. (4mks)

Black	Vegetation
White	People
Red	Blood
Green	Peace

CREATIVE ACTIVITIES (20mks)

1. We can hop in different directions like (3mks)

2. Name the lines. (3mks)

a) _____

b) 

c) _____



3. Match with texture. (3mks)

Tree stem

soft

Apple

rough

Cotton wool

smooth

4. How can we make rhythm using body parts. (4mks)

5. _____ is the way something looks. (1mk)
(texture, shape)

6. We use glue to help in _____ pictures.
(drawing, sticking)

7. We wear _____ while dancing. (1mk)
(props, costumes)


8. This is a _____ we play it by _____



(1mk)

9. Name 2 examples of wind instruments.

10. Draw and colour a recorder. (1mk)



CHRISTIAN RELIGIOUS
EDUCATION ACTIVITIES (10MKS)

1. God created everything in _____ days.

2. The Bible has _____ parts called testament.

3. The step mother of Samuel was called _____
(Peninah, Sarah, Hannah)

4. Daniel was a man of God who prayed _____ times a day.
(2, 3, 4)

5. Elijah the prophet of God was sent to the window of _____
(Shunem, Zarephath)

6. The three wisemen were also called _____
(stars, fools, magi)
7. We should always trust in _____ when we have problems.
8. Honest people tell the _____ all the time.
(lies, good, truth)
9. The father of the lost son _____ him.
(hated, chased, forgave)
10. _____ taught His disciples how to pray.

ISLAMIC RELIGIOUS EDUCATION ACTIVITIES

1. We must recite surah _____ in every Swalah.
(Ikhlas, Fatiha)
2. We should recite surah Falaq at the time of _____
(sleep, travelling)

3. Believe in Allah, angels and prophets are pillar of _____
(Iman, religious)
4. Taurat makes us to remember prophet _____
(Dawud, Musa)
5. Lady Halima _____ prophet Muhammad (S.A.W).
(breastfed, married)
6. Prophet Muhammad help his uncle the work of _____ goats.
(selling, grazing)
7. Neighbours are people who stay _____ us.
(near, away from)
8. A Muslim is a _____ to a nother Muslim.
(friend, brother)
9. We wash parts of Wudhu _____ times.
(three three, five five)
10. We can use _____ fruits for Tahniik.
(date, lemon)