

# STEP FLYER SERIES

## MONITORING LEARNERS PROGRESS



001

GRADE 2 - YEAR 2026

2

### MATHEMATICAL ACTIVITIES

Name \_\_\_\_\_ Date: \_\_\_\_\_

Learner's Number (KNEC ASSESSMENT NO.) \_\_\_\_\_

Grade \_\_\_\_\_

Gender: Boy

Girl

School Name \_\_\_\_\_ School Code 

--	--	--	--

*Answer all questions*

### FOR OFFICIAL USE ONLY

*The grid below is to be filled by the teacher after marking the learner's work*

#### *Assessment Rubric*

<b>WORK OUT AREAS</b>	<b>Exceeds expectation 4</b>	<b>Meet expectation 3</b>	<b>Approaching expectation 2</b>	<b>Below expectation 1</b>
Numbers 1 - 19	19	16 - 18	6 - 15	0 - 5
Measurements 20-23	4	2 - 3	0 - 1	0
Geometry 24 - 25	2	0 - 1	0	0

# NUMBERS

Write numbers from the smallest to the largest

1. 10, 7, 9, 4, 2, 8

---

2. 12, 6, 3, 8, 1

---

3. 27, 21, 25, 20, 23, 26, 22

---

Write in words

4. 6 - \_\_\_\_\_

5. 8 - \_\_\_\_\_

6. 5 - \_\_\_\_\_

7. 3 - \_\_\_\_\_

Add (+)

8.  $6 + 7 = \square$

9.  $6 + 2 + 2 = \square$

10.  $\begin{array}{r} 25 \\ + 44 \\ \hline \end{array}$

11.  $\begin{array}{r} 15 \\ + 3 \\ \hline \end{array}$

Write the missing number

12.  $\square + 3 = 7$

13.  $10 - \square = 5$


**Take away (-)**

14.  $17 - 7 =$

15.  $9 - 3 =$

16.  $80$   
 $- 20$   
\_\_\_\_\_  
\_\_\_\_\_

**Arrange from the smallest to the biggest.**



**Write the place value of the number**

18.      16


Tens	Ones
_____	_____

19.      20

Tens	Ones
_____	_____

**MEASUREMENT**


20. Which one is heavier?



21. Circle the one that holds more? \_\_\_\_\_

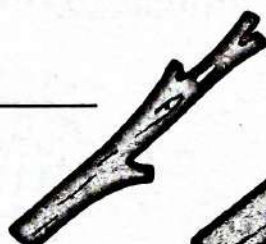


A




B

22. Which one is longer? \_\_\_\_\_



A



B


23. How much money? \_\_\_\_\_  
shillings.



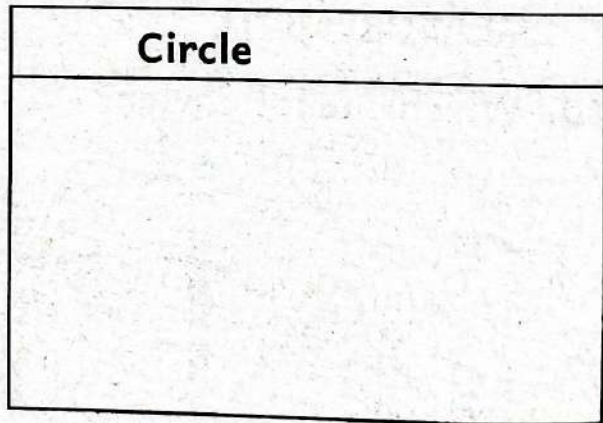
**Geometry**

**Draw the shapes**

24. **Triangle**



25. **Circle**



# STEP FLYER SERIES

## MONITORING LEARNERS PROGRESS



001

GRADE 2 - YEAR 2026

2

### LANGUAGE ACTIVITIES

Name \_\_\_\_\_ Date: \_\_\_\_\_

Learner's Number (KNEC ASSESSMENT NO.) \_\_\_\_\_

Grade \_\_\_\_\_

Gender: Boy

Girl

School Name \_\_\_\_\_ School Code

Answer all questions

#### FOR OFFICIAL USE ONLY

*The grid below is to be filled by the teacher after marking the learner's work*


#### *Assessment Rubric*

<b>TASK</b>	<b>Exceeds expectation</b> 4	<b>Meet expectation</b> 3	<b>Approaching expectation</b> 2	<b>Below expectation</b> 1
Reading aloud 10 marks	35 and above	26 - 44 words	11- 25	0 - 10
Listening & Speaking 5 marks	5	3-4	1 - 2	0
Comprehension/ Grammar/writing 35 marks	35	29 - 34	12 - 28	0 - 11

## TASK 1: LISTENING AND SPEAKING

The teacher will read for you the poem below and ask some questions

The sun is there, up in the sky,  
I wake up in the morning,  
I wash my face,  
I brush my teeth,  
I comb my hair,  
I take a cup of tea,  
And then I run to school.



(a). Name things you do in the morning before you go to school. (learner responds)

\_\_\_\_\_, \_\_\_\_\_, \_\_\_\_\_, \_\_\_\_\_

(b). What do you use to brush your teeth with? (learner responds)

## READING ALOUD

Read the story loudly to the teacher.

Peter is in grade one, he lives in Mombasa. Peter has three friends, Juma, Ali and Sarah. The four friends play together and go home together. At home, they also visit each other and help to do different chores. Peter loves his friends.

## TASK 2: COMPREHENSION.

Read the story below and then answer the questions



Pam and Joseph are cousins. They all go to the same school. Pam is in Grade Two Yellow. Joseph is in Grade Two Blue. Their school is called Hekima Primary School. Pam is the class prefect. Joseph is the class secretary. They like their school. They work very hard to get good grades.

- (a). What is the name of Pams and Joseph school? \_\_\_\_\_
- (b). What grade is Pam in? \_\_\_\_\_
- (c). What grade is Joseph in? \_\_\_\_\_
- (d). Who is the class prefect? \_\_\_\_\_
- (e). Who is the class secretary? \_\_\_\_\_

**GRAMMAR**


**Fill in the gaps.**

1. bo \_\_\_\_\_ k
2. P \_\_\_\_\_ cil
3. j \_\_\_\_\_ t
4. r \_\_\_\_\_ t

**Write in capital letters**

5. star \_\_\_\_\_
6. dress \_\_\_\_\_
7. box \_\_\_\_\_
8. ten \_\_\_\_\_


**Name the pictures.**



10.




11.



12.



13.



**Write in plural.**

**one**

**many**

14. Driver - \_\_\_\_\_
15. Box - \_\_\_\_\_
16. Teacher - \_\_\_\_\_
17. Mango - \_\_\_\_\_

**Write the opposite of these words.**

18. Sit \_\_\_\_\_
19. Cry \_\_\_\_\_
20. Boy \_\_\_\_\_
21. Run \_\_\_\_\_

**Use 'a' or 'an'.**

22. This is \_\_\_\_\_ apple.
23. John has \_\_\_\_\_ bike.
24. Tom is reading \_\_\_\_\_ book
25. \_\_\_\_\_ Elephant is a big animal.

**TASK 3 : WRITING**

**Write five sentences the teacher will give you.**

26. \_\_\_\_\_
27. \_\_\_\_\_
28. \_\_\_\_\_
29. \_\_\_\_\_
30. \_\_\_\_\_

# STEP FLYER SERIES

## KUTATHMINI HATUA YA MWANAFUNZI



GREDI 2 - MWAKA 2026

②

### SHUGHULI ZA KISWAHILI

Jina: \_\_\_\_\_ Tarehe: \_\_\_\_\_

Nambari ya mwanafunzi(KNEC ASSESSMENT NO.) \_\_\_\_\_

Gredi \_\_\_\_\_

Jinsia: Mvulana  Msichana

Jina la shule \_\_\_\_\_ Nambari la Shule

Jibu maswali yote kwa kiswahili

#### KWA MATUMIZI YA MTAHINI

*Mwalimu ajaze mjalizo baada ya kusahihisha kazi ya mwanafunzi*

*Viwango vya kutathmini*

<b>ZOEZI</b>	<b>Kuzidisha matarajio 4</b>	<b>Kufikia matarajio 3</b>	<b>Kukaribia matarajio 2</b>	<b>Mbali na matarajio 1</b>
<b>Kusoma kwa sauti (alama 5)</b>	Ana uwezo wa kusoma kwa kasi bila kusita. Anazingatia alama zote za uakifisho.	Ana uwezo wa kusoma bila kusita. Anazingatia baadhi ya alama za uakifisho.	Ana uwezo wa kusoma, isipokuwa anasitasita. Hazingatii alama za uakifisho.	Hana uwezo wa kusoma maneno mengi. Hazingatii alama za uakifisho.
<b>Kusikiliza na kuzungumza (alama 5)</b>	5	3	0 - 2	0
<b>Ufahamu na Sarufi /Kuandika (alama 35)</b>	35	28 - 34	11 - 27	0 - 10
<b>Kuandika (alama 5)</b>	5	3 - 4	1 - 2	0

## **SEHEMU YA A: KUSIKILIZA NA KUZUNGUMZA.**

**Sikiliza hadithi ya mwalimu kisha ujibu maswali.**

Pendo ni mwanafunzi wa gredi ya pili. Yeye anapenda kuchora. Jana alichora maumbo. Maumbo haya yalikuwa duara, mraba, mstatili na nyota. Alitia mstatili rangi ya manjano na nyota rangi nyeusi. Kazi yake ilipendeza sana.

- (a). Taja maumbo mawili ambayo Pendo alichora? (Mwanafunzi ajibu)
- (b). Pendo ni mwanafunzi wa gredi gani? (Mwanafunzi ajibu)
- (c). Pendo anapenda kufanya nini? (Mwanafunzi ajibu)
- (d). Umbo gani lilitiwa rangi nyeusi? (Mwanafunzi ajibu)


## **KUSOMA KWA SAUTI**

**Soma kifungu hiki kwa sauti.**

Juma ana mbwa mdogo. Mbwa wake anaitwa Kipepeo. Yeye huitwa hivyo kwa sababu ana rangi tofauti katika mwili wake. Anapenda kula nyama na kunywa maziwa.

## **SEHEMU YA B: UFAHAMU.**

**Soma kifungu hiki kisha ujibu maswali.**



Panya mdogo aliingia ndani ya nyumba. Alipofika mle ndani, aliona mahindi kwenye sakafu. Panya alianza kula mahindi. Mama alipoingia, alimwona panya mdogo akila mahindi. Alipiga mayowe na kuinua mikono yake juu. Paka alitokeza na kuanza kumfukuza panya. Paka alimfukuza panya, panya alikimbia akaingia ndani ya shimo. Paka alibaki pale mlangoni akingojea kwa hamu lakini panya hakutokea.

- (a). Panya mdogo alikula nini? \_\_\_\_\_
- (b). Nani alimpata panya mdogo kwa nyumba? \_\_\_\_\_
- (c). \_\_\_\_\_ alimfukuza panya mdogo.
- (d). Panya alikimbia akaingia wapi? \_\_\_\_\_
- (e). Mama alifanya nini alipomwona panya? \_\_\_\_\_

### SARUFI




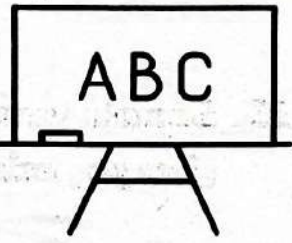
#### Andika kwa wingi

1. Nyumba \_\_\_\_\_
2. Kalamu \_\_\_\_\_
3. Mdudu \_\_\_\_\_
4. Sikio \_\_\_\_\_

#### Jibu maamkuzi

5. Hujambo? \_\_\_\_\_
6. Shikamoo? \_\_\_\_\_
7. Umeshindaje? \_\_\_\_\_
8. Habari yako? \_\_\_\_\_

#### Andika majina ya picha hizi

			
9. _____	10. _____	11. _____	12. _____

(ubao, mti, kisu, paka)

#### Andika kwa maneno

13. 3 \_\_\_\_\_
14. 20 \_\_\_\_\_
15. 9 \_\_\_\_\_
16. 17 \_\_\_\_\_

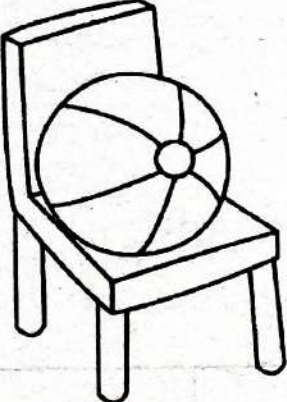
**Tumia 'mimi' au 'sisi'**

17. \_\_\_\_\_ tunasoma  
18. \_\_\_\_\_ ninakula  
19. \_\_\_\_\_ ni mwanafunzi  
20. \_\_\_\_\_ tunacheza mpira

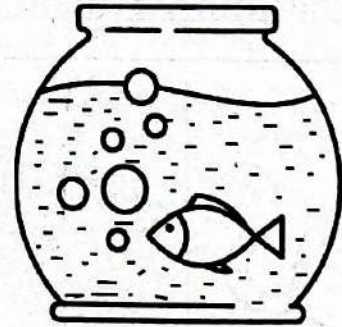
**Andika kwa herufi kubwa au ndogo**

21. SUKARI \_\_\_\_\_  
22. cheza \_\_\_\_\_  
23. MOTO \_\_\_\_\_

**Kamilisha sentensi hizi**

24.  Mpira uko \_\_\_\_\_ ya meza. (chini, juu )

25. Samaki yumo \_\_\_\_\_ maji.  
(juu ya, ndani ya)



**SEHEMU YA B: KUANDIKA.**

**Andika sentensi tano utakazopewa na mwalimu.**

26. \_\_\_\_\_  
27. \_\_\_\_\_  
28. \_\_\_\_\_  
29. \_\_\_\_\_  
30. \_\_\_\_\_



# STEP FLYER SERIES

## MONITORING LEARNERS PROGRESS

2

### GRADE 2 - YEAR 2026

### INTEGRATED LEARNING AREAS

Name \_\_\_\_\_ Date: \_\_\_\_\_

Learner's Number (KNEC ASSESSMENT NO.) \_\_\_\_\_

Grade \_\_\_\_\_ Gender: Boy  Girl

School Name \_\_\_\_\_ School Code

**Answer all questions**

#### FOR OFFICIAL USE ONLY

The grid below is to be filled by the teacher after marking the learner's work  
Assessment Rubric

Learning areas	Exceeds Expectation	Meet Expectation	Approaching expectation	Below expectation
Environmental 30marks	30	24 - 29	8- 23	0 - 7
R.E 10 marks	10	8 - 9	3 - 7	0 - 2
Creative 10 marks	10	8 - 9	3 - 7	0 - 2

#### ENVIRONMENTAL ACTIVITIES

- I wash my \_\_\_\_\_ before eating.
- Getting enough sleep is \_\_\_\_\_. (good, bad, dangerous)
- We should bath \_\_\_\_\_. (weekly, daily)

**Match the things we use to clean our body with name.**



\_\_\_\_\_ water



\_\_\_\_\_ pumice stone



\_\_\_\_\_ toothbrush



\_\_\_\_\_ soap

**Write three healthy foods**

8. \_\_\_\_\_ 9. \_\_\_\_\_ 10. \_\_\_\_\_  
11. Dirty toilets smells \_\_\_\_\_. (good, bad)  
12. Boys pass urine in the \_\_\_\_\_. (urinal, toilet)

**Name things found in the sky**




13. \_\_\_\_\_ 14. \_\_\_\_\_ 15. \_\_\_\_\_  
16. Skipping a rope is a form of \_\_\_\_\_. (exercise, rest, reading)

**Name the weather conditions**



17. \_\_\_\_\_ 18. \_\_\_\_\_ 19. \_\_\_\_\_  
(Cloudy, rainy, Windy)  
20. We fly kites during \_\_\_\_\_ condition. (windy, cloudy, rainy)  
21. Some soil feels rough while others feel \_\_\_\_\_.  
(small, smooth, big)

**Draw and name three parts of a plant**

22.  23.  24. 

25. Food makes us \_\_\_\_\_. (strong, weak)  
26. Loud music is harmful to our ears \_\_\_\_\_. (true, false)  
**Name two domestic animals**  
27. \_\_\_\_\_ 28. \_\_\_\_\_  
29. Latrines are found \_\_\_\_\_ the house. (inside, outside)  
30. The main source of water is \_\_\_\_\_. (river, rain)

## TASK 2: RELIGIOUS EDUCATION

### C.R.E

1. I am created in the image of \_\_\_\_\_ (God, Joseph)
2. Mother and father were created by \_\_\_\_\_ (satan, God)
3. God talks to us through his \_\_\_\_\_ (word, mouth)
4. \_\_\_\_\_ is the word of God.  
(The Bible, The storybook)
5. We should share \_\_\_\_\_ with others. (food, handkerchief)

### Name the first two gospel books

6. M \_\_\_\_\_
7. M \_\_\_\_\_
8. God wants us to be \_\_\_\_\_. (proud, humble)
9. On Christmas we celebrate the birth of \_\_\_\_\_. (Mary, Jesus)
10. God gave us \_\_\_\_\_ to give us light during the day. (moon, sun)

### I.R.E

1. There are \_\_\_\_\_ pillars of faith. (six, five)
2. \_\_\_\_\_ was given the Quran. (Musa (A.S), Muhammad (S.A.W))
3. The first prophet was called \_\_\_\_\_ (Adam, Issa)
4. We eat with our \_\_\_\_\_ hand. (right, left)

### Draw these creatures of Allah (S.W.T)

5. Mountain	6. Hand	7. River	8. Bird

9. We face \_\_\_\_\_ while praying. (Nairobi, Makkah)
10. The last book is \_\_\_\_\_ (Holy Quran, Bible)

### Task 3: CREATIVE ACTIVITIES

#### Complete the patterns

1.  $\triangle \bigcirc \triangle \bigcirc \triangle \bigcirc$  \_\_\_\_\_

2.  $S = S = S =$  \_\_\_\_\_

#### Draw these lines

3. curved line	4. straight line	5. curved line

6. Which part of the body can be stretched \_\_\_\_\_.


7. Which direction is easier to throw an object \_\_\_\_\_.

8. Name the balance \_\_\_\_\_


(V-balance, T-balance)



#### Draw following play items.



9. Skipping rope



10. Hula hoop