



STARLIGHT ASSESSMENT TEST

COMPETENCY BASED EDUCATION

GRADE 2 2026

STR001 - 26

- MATHEMATICAL ACTIVITIES -

Time: 45
..... 1117

Learner's Name: Grade 2

School:

Learner's Number

--	--	--	--	--

Gender:

Boy

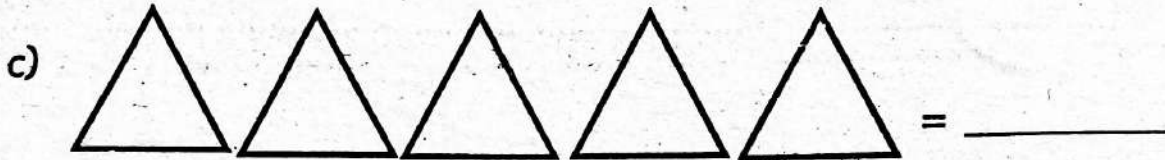

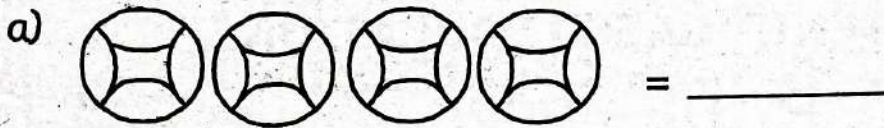
Girl

ASSESSMENT RUBRICS

The teacher to fill the grid below after marking the learner's work.

	Exceeding Expectation (4)	Meeting Expectation (3)	Approaching Expectation (2)	Below Expectation (1)
Range of marks	80-100%	65-79%	50-64%	0 - 49%
Learner's Score				

1. Count and write how many.



2. Write numbers in words or symbols. (5mks)

- a) Twelve _____
- b) 8 _____
- c) Four _____
- d) Twenty _____
- e) 9 _____

3. Fill in the missing numbers. (5mks)

- a) 4, 5, 6, _____, 8, _____, 10
- b) 11, 12, _____, _____, 15
- c) 2, 4, 6, _____, _____
- d) 20, 19, 18, 17, _____, _____
- e) 10, 20, 30, _____, _____

4. Add (4mks)

- a) $6 + 3 =$ _____
- b) $3 + 4 + 2 =$ _____
- c) $43 + 6 =$ _____
- d) $30 + 20 =$ _____

5. Jane has 3 cows. Danny has 2 cows. Pam has 4 cows. How many cows do they have altogether? _____ (2mks)

Take away

6. What is 9 take away 4? _____

7. $13 - 6 =$ _____

8. $15 - 8 =$ _____

9. Subtract

a) 8

$$\begin{array}{r} 8 \\ - 3 \\ \hline \\ \hline \end{array}$$

b) 13

$$\begin{array}{r} 13 \\ - 5 \\ \hline \\ \hline \end{array}$$


c) 70

$$\begin{array}{r} 70 \\ - 30 \\ \hline \\ \hline \end{array}$$

10. We go to school for _____ days. (1mk)

11. Two boys have _____ legs.


Measurements (4mks)



12. a) _____ is shorter than _____



b) _____ is longer than _____

13. Use heavier than or lighter than.




The bottle is _____ an exercise book.

14. Use more or less.



Pot A holds _____ porridge than pot B.


GEOMETRY

15.  This is a _____ line.
(wavy, curved)

16. Draw the following shapes.

an oval	triangle
---------	----------

17. Complete this pattern.





STARLIGHT ASSESSMENT TEST

COMPETENCY BASED EDUCATION

GRADE 2 2026

Time: 1hr

STR001 - 26

– ENGLISH LANGUAGE ACTIVITIES –

Learner's Name:..... Grade 2.....

School:.....

Learner's Number

--	--	--	--	--

Gender:

Boy

Girl

ASSESSMENT RUBRICS

The teacher to fill the grid below after marking the learner's work.

		Exceeding Expectation (4)	Meeting Expectation (3)	Approaching Expectation (2)	Below Expectation (1)
TASK 1	Listening & Speaking				
TASK 2	Reading aloud				
TASK 3	Comprehension				
TASK 4	Grammar				
TASK 5	Writing				

TASK 1: LISTENING AND SPEAKING (5mks)

I would like us to talk about living together. Answer the questions in English.

1. What is your name? (Learner responds)
2. Who do you live with at home? (Learner responds)
3. How do you help others at home? (Learner responds)
4. Name one item you can share at home. (Learner responds)
5. What should we tell someone who has helped us? (Learner responds)

TASK 2: READING ALOUD (10mks)

Read the story aloud.

Tom saw a little bird on the ground. The bird could not fly. Tom picked it up gently. He took it to his mother. They gave the bird water and kept it warm. After a while the bird felt better and flew away. Tom smiled because he had helped it.

TASK 3: COMPREHENSION

Read the story below and answer the questions that follows.

I am Pili and I am a monkey. I live in the jungle. I love eating bananas and mangoes. I like to swing from trees during the day.

Questions

1. What animal is Pili? _____
2. Where does Pili live? _____
3. What does Pili love to eat? _____ and _____
4. When does Pili swing from trees? _____

GRAMMAR (20MKS)

Choose the correct answer to fill the spaces.

5. This is _____ bag. (me, my)
6. That dress is _____ (mine, her)
7. Daniel has _____ books. (our, ours)

Use 'am', 'is' or 'are' to fill in the blanks.

8. He _____ a good boy.
9. I _____ reading a storybook.
10. They _____ playing in the field.


Match the picture with its name.

11.




House

12.



Glass

13.



Flower

Add -ing

14. Play _____

15. Write _____

16. Blow _____

One

Many

17. Dress _____

18. Chair _____

19. Tooth _____

Write the words in capital letters.

20. school _____

21. friend _____

22. teacher _____

Choose the correct answer.

23. Mary _____ homework everyday. (do, does)

24. We _____ to school in the morning. (goes, go)

TASK 5: WRITING (10mks)

Write five sentences about 'MYSELF'.

1. _____

2. _____

3. _____

4. _____

5. _____



STARLIGHT ASSESSMENT TEST

COMPETENCY BASED EDUCATION

GREDI YA 2 2026

Muda: Saa 1

STR001 - 26

– SHUGHULI ZA KISWAHILI –

Jina:..... Gredi 2

School:.....

Nambari ya Tathmini

--	--	--	--	--

Jinsia:

Mvulana

Msichana

VIWANGO VYA KUTATHMINI

Jedwali hili lijazwe na mwalimu baada ya kusahihisha kazi ya mwanafunzi.

		Kuzidisha Matarajio (4)	Kufikia Matarajio (3)	Kukaribia Matarajio (2)	Mbali na Matarajio (1)
SEHEMU A	Kusikiliza na kuongea				
SEHEMU B	Kusoma kwa sauti				
SEHEMU C	Sarufi				
SEHEMU D	Ufahamu				
SEHEMU E	Kuandika				

SEHEMU YA A:

ZOEZI LA 1: KUSIKILIZA NA KUZUNGUMZA (Alama 5)

Ningependa tuzungumze kuhusu jikoni. Uyajibu maswali yafuatayo katika lugha ya Kiswahili.

1. Je, jikoni ni wapi? (Mwanafunzi ajibu)
2. Taja vyombo viwili vinavyopatikana jikoni. (Mwanafunzi ajibu)
3. Nani hutayarisha chakula nyumbani? (Mwanafunzi ajibu)
4. Chakula cha asubuhi huitwa? (Mwanafunzi ajibu)

SEHEMU B: KUSOMA KWA SAUTI. (Alama 10)

Soma hadithi hii kwa sauti.

Amani alikwenda kulisha kuku wao. Alimkuta kuku mmoja amenaswa kwenye nyasi. Amani alimtoa polepole. Kuku alikimbia banda la kuku akiwa salama.

Mama yake alimsifu Amani kwa kuwa mwenye huruma.

SEHEMU C: UFAHAMU

Soma kifungu hiki kisha ujibu maswali yafuatayo.



Mwanafunzi wa darasa la pili hupenda michezo. Wengine hupenda kukimbia, wengine kuruka kamba na wengine kucheza mpira.

Michezo huwafanya watoto kuwa na afya na kuwasaidia kushirikiana na marafiki. Walimu huwahimiza watoto kucheza kwa amani na kuheshimiana.

Maswali

1. Wanafunzi wa darasa la pili hupenda kufanya nini?

2. Taja mchezo mmoja uliotajwa katika kifungu hiki.

3. Michezo huwasaidia watoto kuwa na nini?

4. Walimu huwambia watoto wacheze vipi?

5. Wewe unapenda mchezo gani? Kwa nini?

SEHEMU YA D: SARUFI (Alama 20)

1. Tumia 'mimi' au 'sisi' kukamilisha sentensi. (Alama 3)

a) _____ tunapenda kucheza kandanda.

b) _____ ninaenda sokoni.

c) _____ tunacheza vizuri.

2. Kanusha sentensi zifuatazo. (Alama 2)

a) Mimi ninacheza.

b) Sisi tunakula.

c) Mimi nitakimbia.

3. Andika wingi wa maneno haya. (Alama 3)

a) Mlango _____

b) Sikio _____

c) Jicho _____


4. Jaza pengo kwa kutumia jibu sahihi. (Alama 3)

- a) Gari _____ (mbaya, baya)
- b) Mwanafunzi _____ (mbaya, mubaya)
- c) Maji _____ (mabaya, mbaya)

5. Tumia "-angu" au "-etu" kujaza pengo. (Alama 4)

- a) Kitabu _____
- b) Mikono _____
- c) Walimu _____
- d) Mguu _____

6. Andika majina ya picha hizi. (Alama 3)



7. Andika jibu la maamkuzi haya. (Alama 2)

- a) Hujambo? _____
- b) Habari? _____
(Hatujambo, njema, sijambo)

SEHEMU 5: KUANDIKA (Alama 10)

Andika maneno kumi utakayosomewa na mwalimu.

- 1. _____
- 2. _____
- 3. _____
- 4. _____
- 5. _____



STARLIGHT ASSESSMENT TEST

COMPETENCY BASED EDUCATION

GRADE 2 2026

STR001 - 26

– INTEGRATED LEARNING AREAS – Time: 1hr 15min

Learner's Name: Grade 2

School:

Learner's Number Gender: Boy Girl

ASSESSMENT RUBRICS

The teacher to fill the grid below after marking the learner's work.

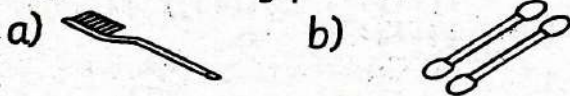
	Exceed Expectation (4)	Meet Expectation (3)	Approach Expectation (2)	Below Expectation (1)
Range of marks	80-100%	65-79%	50-64%	0 - 49%
Learner's Score				

ENVIRONMENTAL ACTIVITIES (30mks)

1. Name three parts of your body.

- a) _____
 b) _____
 c) _____


2. Name materials used to clean different body parts.



(toothbrush, comb, earbud, earmuff)

3. We should wash our _____ after visiting the toilet.

4. Name the materials used for cleaning.



(bucket, fork, rake, dustbin)

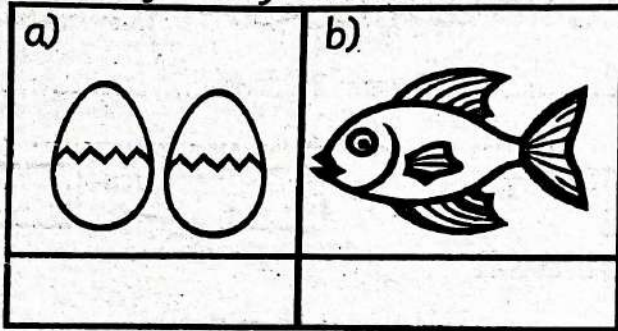
5. Name three common accidents at home.

- i) _____
 ii) _____
 iii) _____

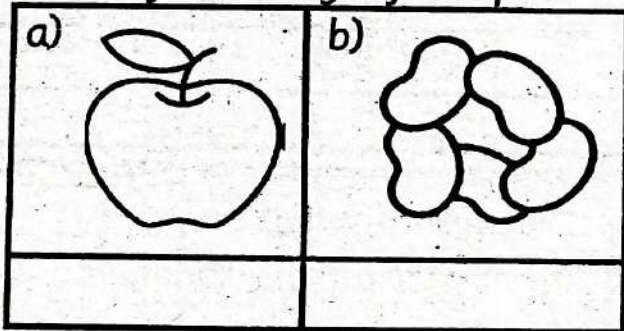
6. Name two basic needs.

- i) _____
- ii) _____

7. Name foods from animals.




8. Name food we get from plants.



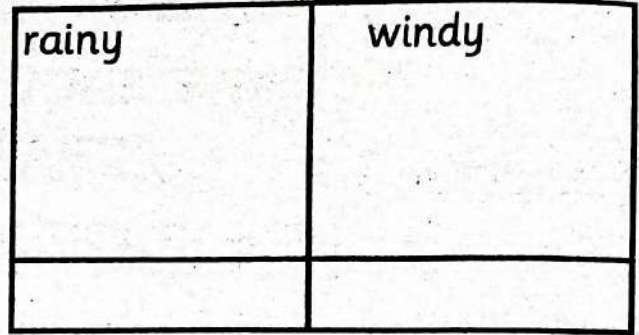
9. Food help us to _____
(grow, laugh)

10. You should not talk to _____
(parents, strangers)

11. Name the physical features.




12. Draw these weather conditions.



13. We should wear _____
clothes when it is sunny.
(heavy, light)

14. Name one type of soil


15. Identify objects that make sounds.



16. Identify the main source of water.




17. Draw and colour one animal
kept at home.




**CHRISTIAN RELIGIOUS
EDUCATION ACTIVITIES**

1. We take care of plants by _____ them.
(cutting, watering)
2. Name two animals God created.
a) _____
b) _____
3. Name two members of a nuclear family.
a) _____
b) _____
4. Draw and colour a Bible.



5. We should _____ one another. (love, hate)
6. Jesus was born in the town of _____
(Nazareth, Bethlehem)

7. _____ was taken up to heaven by a chariot of fire.
8. Draw and colour a church.



**ISLAMIC RELIGIOUS
EDUCATION ACTIVITIES**

1. "Ghairil magdhuubi aleihim, Waladwaaliin,"and we say (Aamiin, Yaasiin)
2. Alladhii yuwas-wifu fii _____ Naas.
(Ukuuli, Suduuri)
3. Allah is 'Ar-Razaaq' meaning 'The _____'
(creator, provider)
4. Jibril, Israafil and Izrail are _____ of Allah.
(Angels, Prophets)

5. Prophet Muhammad (S.A.W) was born in year of _____
(elephant, camel)

6. Using Miswak is _____ in Islam.
(Sunna, Fardh)

7. The first pillar of Islam is _____
(Swalah, Shahada)

8. I always say Bismillah _____ I eat. (before, after)

9. Plastic bags make an environment _____
(clean, dirty)

10. The _____ reads Khutba in the mosque.
(Imaam, Kadhi)

CREATIVE ACTIVITIES

1. Name two parts of the body we use while jumping?

a) _____

b) _____

2. Name these lines.



(straight, zigzag, wavy, curved)

3. Identify the body percussion: _____



(clapping, snapping, stamping)

4. We can stretch moving forward or _____

5. Which animal do you think can stretch?

6. Another name for melody is _____

(song, tune)

7. Draw and colour a boy jumping.

