

DISTINCTION EARLY YEARS ASSESSMENT

MONITORING LEARNER'S PROGRESS

GRADE 2 - 2026

MATHEMATICS ACTIVITIES

2



Learner's Name:

Learner's Number

Gender: Boy

Girl

County Name: County Code:

Sub-County Name: Sub-County Code:

School Name: School Code:

TEACHER'S SCORING GUIDE

The grid below is to be filled by the teacher after making the learner's work.

Exceeding expectations	Meeting expectations	Approaching expectations	Below expectations
Correctly and accurately answer all items with confidence without any difficulty within the time frame of the task.	A few items are not correctly and accurately answered or attempted as per the task.	Half of the items not correctly and accurately answered or attempted as per the task.	Has difficult attempting or answering most of the items as per the task.

Exceeding expectations - 4
Approaching expectations - 2

Meeting expectations - 3
Below expectations - 1


Count and write

1.




= _____

2.



= _____

3.



= _____

Work out

4. $4 + 2 = \square$

5. $8 = 5 + \square$

6. $9 - 2 - 1 = \square$

7. $\square - 3 = 7$

Fill in the missing numbers

8.

17			20	21
----	--	--	----	----

9. 40, 45, 50, 55, 60, 65, _____

10. 2 girls have _____ ears.

11. One week has how many days? _____

12. A farmer had ten cows. Two died. How many cows was he left with?

_____ - _____ = _____

Arrange the numbers from the smallest to the largest.

13. 11, 20, 13, 29, 31

14. Circle the one that will hold more water.



Bottle



Tank

Write in words

15. $9 =$ _____

16. $15 =$ _____


17. $3 =$ _____

(fifteen, nine, three)



This is a _____ line
(curved, zigzag, verticle)

19. Colour the shorter item?



20. five + two =

21. + = _____

22. One year has _____ months.


23. What is the time?



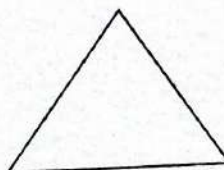
_____ o'clock

Write the name of the shapes below
(oval, square, rectangle, triangle, circle)

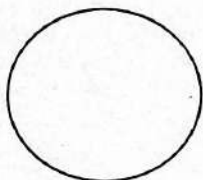
24.




25.



26.



27.



Fill the place value table.

28. 37

Tens	ones

29. 129

Hundreds	Tens	ones

Work out

$$\begin{array}{r} 30. \quad 46 \\ + 41 \\ \hline \\ \hline \end{array}$$

$$\begin{array}{r} 31. \quad 55 \\ + 22 \\ \hline \\ \hline \end{array}$$

Subtract by breaking apart.

32. $18 - 7 =$

$$18 - \underline{\quad} - \underline{\quad} = 11$$

Add by breaking apart.

33. $10 + 6 =$

$$10 + \underline{\quad} + \underline{\quad} = 16$$

DISTINCTION EARLY YEARS ASSESSMENT

MONITORING LEARNER'S PROGRESS

GRADE 2 - 2026

ENGLISH ACTIVITIES

2



SECTION A AND B

Learner's Name:

Learner's Number

Gender: Boy

Girl

County Name: County Code:

Sub-County Name: Sub-County Code:

School Name: School Code:

TEACHER'S SCORING GUIDE

The grid below is to be filled by the teacher after making the learner's work.

Exceeding expectations	Meeting expectations	Approaching expectations	Below expectations
Correctly and accurately score all items with confidence without any difficulty within the time frame of the task.	A few items are not correctly and accurately score or attempted as per the task.	Half of the items not correctly and accurately score or attempted as per the task.	Has difficult attempting or scoring most of the items as per the task.

Exceeding expectations - 4
Approaching expectations - 2

Meeting expectations - 3
Below expectations - 1

TASK 1: LISTENING AND SPEAKING


Instructions to the teacher

1. The teacher informs **all learners** that the task will be a face-to-face assessment therefore learners will be called into the assessment room when their time comes (one after the other).
2. The teacher tells the learners that they should answer all the questions in **English**.
3. Task I (Listening and Speaking) comprises two parts: (a) and (b).
4. Part (a) is a guided conversation.
5. Part (b) is a listening comprehension.
6. The learner is provided with a seat facing the teacher.
7. As each learner commences this Task, the teacher explains the expectations of the task.
8. The teacher initiates the conversation in (a) and asks the questions provided.
9. The teacher indicates the end of (a) and introduces (b).
10. The teacher assesses and records the competency of each learner based on the assessment rubric.
11. The teacher must have an assessment sheet for each learner for Task I.

(4 Mks)

The teacher greets the learner. **“Good morning or Good afternoon... (name of the learner)”**

“Look at this picture. I am going to ask you some questions about it.” (Teacher repeats)



1. **Teacher:** What is the picture showing?
Learner responds _____
2. **Teacher:** The person standing in the classroom is _____
Learner responds _____
3. **Teacher:** In the classroom the teacher uses a piece of chalk to write on the _____
Learner responds _____

1(b)

(2 Mks)

The teacher tells the learner:

"Now, I will read a story. Listen carefully. I will ask you questions about it."

Last year, we visited the airport. We went there by our school bus. On our way there, we saw many things. There were different kind of vehicles on the road. We also saw pedestrians walking. We reached the airport at 10.00am.

(Teacher repeats)

i. Teacher: Last year we visited the

Learner responds _____

ii. Teacher: Different kind of vehicles were seen on the

Learner responds _____

Read aloud

(20Mks)

- | | | | |
|-----------|------------|------------|------------|
| 1. came | 2. home | 3. zip | 4. read |
| 5. jump | 6. today | 7. head | 8. cat |
| 9. tree | 10. bag | 11. table | 12. pencil |
| 13. ruler | 14. shoes | 15. socks | 16. books |
| 17. man | 18. mother | 19. animal | 20. desk |

Sentences

(5Mks)

1. My pencil is in my school bag.
2. Mary and Tom are going to school.
3. The cat is drinking milk.
4. Today it has been raining since morning.
5. We are planting trees along the fence.

Task 2: (20 Mks)

Write the plurals

(4Mks)

- | | |
|---------------|---------------|
| 1. Man _____ | 2. Shoe _____ |
| 3. Bush _____ | 4. Head _____ |

Fill in the missing sounds

(4Mks)

- | | |
|--------------|----------------|
| 5. b _____ x | 6. c _____ w |
| 7. d _____ g | 8. cha _____ r |


Write the names of each pictures

(6Mks)


9.



10.



11.



12.



13.



14.



(table, flower, ball, bell, bag, elephant)

Write the opposite

(4Mks)

15. Cold _____

16. Up _____

17. Out _____

18. Tall _____

(In, Short, Hot, Down)

Use "a" or "an" to fill the gaps

(2Mks)

19. John is _____ boy

20. This is _____ egg

Use "in", "on" or "under" to fill the gaps

(3Mks)

21. The cup is _____ the table



22. The ball is _____ the chair.



23. Water is _____ the glass



Complete the statements

(2Mks)

24. If today is Monday, tomorrow will be _____

(Thursday, Tuesday, Sunday)

25. A baby cat is called a _____ (puppy, kitten, baby)

TATHIMINI YA GREDI YA PILI

GREDI YA PILI - 2026 SHUGHULI ZA KISWAHILI

2



Jina:

Nambari ya mwanafunzi

Jinsia: Mvulana Msichana

Jina la Kaunti: Msimbo wa Kaunti:

Jina la Kaunti ndogo: Msimbo wa kaunti ndogo:

Jina la shule: Msimbo wa shule:

MWONGOZO WA ALAMA ZA MWALIMU

Sehemu hii inajazwa na mwalimu baada ya kusahihisha kazi ya mwanafunzi.

	Kiwango cha 1	Kiwango cha 2	Kiwango cha 3	Kiwango cha 4
Sehemu ya A:				
Sehemu ya B:				
Sehemu ya C:				
Sehemu ya D:				
Sehemu ya E:				
Sehemu ya F:				

SEHEMU YA KWANZA (Alama 5)

Tanbihi

Tumia mbinu zinazoweza kukusaidia kuweza kumfanya mwanafunzi akupe majibu kiasi cha kuweza kutathmini uwezo wake wa kuzungumza kikamilifu. Unaweza kumuuliza maswali yanayoweza kumfanya mwanafunzi kufafanua maelezo yake kuhusu maswali yaliyoandaliwa hapa chini.

1. **Mwalimu:** Mwaka uliopita ulikuwa katika Gredi ya
Mwanafunzi ajibu _____
2. **Mwalimu:** Jina la rafiki yako ni
Mwanafunzi ajibu _____
3. **Mwalimu:** Gredi ya pili mko wanafunzi wangapi?
Mwanafunzi ajibu _____
4. **Mwalimu:** Nitajie jina la mwalimu mkuu wa shule yako.
Mwanafunzi ajibu _____
5. **Mwalimu:** Shule yako ina walimu wangapi?
Mwanafunzi ajibu _____

SEHEMU YA PILI (Alama 5)

Maagizo kwa Mwalimu

- I. Msomee mwanafunzi kifungu kifuatacho **mara mbili**.
- II. Mjulishe kuwa atajibu maswali baada ya kifungu.

Asha alikuwa kifungua mimba wa familia ya mwalimu Baraka Busara. Ndugu zake Asha walikuwa ni Yakubu, Yohana na Rehema. Tangu akiwa mchanga, Asha, alikuwa mtoto wa kipekee. Alikuwa mkweli wala hakuwahi kusema uongo.

(Mwalimu arudie tena)

6. **Mwalimu:** Nani _____ ni kifungua mimba?
Mwanafunzi ajibu _____
7. **Mwalimu:** Nitajie ndugu mmoja wa Asha?
Mwanafunzi ajibu _____
8. **Mwalimu:** Nani alikuwa mtoto wa kipekee tangu akiwa mchanga?
Mwanafunzi ajibu _____
9. **Mwalimu:** Taja sifa moja ya Asha?
Mwanafunzi ajibu _____
10. **Mwalimu:** Jina la Baba yake Asha ni _____
Mwanafunzi ajibu _____

KUSOMA KWA SAUTI (Alama 10)

Soma haya maneno

- | | | |
|--------------|-------------|--------------|
| 1. nguo | 2. mmea | 3. sikio |
| 4. wanafunzi | 5. shuleni | 6. karatasi |
| 7. uwanja | 8. nyani | 9. unga |
| 10. kiwanda | 11. mamba | 12. mwanzo |
| 13. kesho | 14. shingo | 15. sayansi |
| 16. kamba | 17. kiota | 18. ishirini |
| 19. mia moja | 20. chakula | |

Sehemu ya A: Imla (Alama 6)

1. _____
2. _____
3. _____
4. _____
5. _____
6. _____







Sehemu ya B: Andika kwa herufi kubwa (Alama 5)

7. sahani _____
8. watoto _____
9. barua _____
10. kitanda _____
11. shambani _____

Sehemu ya C: Andika kwa maneno (Alama 3)

12. 20 _____
13. 14 _____
14. 10 _____

Sehemu ya D: Andika jina la kila picha (Alama 6)

<p>15.  _____</p>	<p>16.  _____</p>	<p>17.  _____</p>
<p>18.  _____</p>	<p>19.  _____</p>	<p>20.  _____</p>

(kijiko, jua, nyumba, kikombe, mti, ua)

Sehemu ya E: Jaza pengo (Alama 5)

21. Mt ___ to
22. K ___ ndoo
23. K ___ ku
24. Ch ___ pa
25. M ___ za

Sehemu ya F: Andika kwa umoja (Alama 5)

26. Walimu _____
27. Mipira _____
28. Vyakula _____
29. Miji _____
30. Vijiko _____

DISTINCTION EARLY YEARS ASSESSMENT MONITORING LEARNER'S PROGRESS

GRADE 2 - 2026

INTEGRATED LEARNING ACTIVITIES

2



SECTION A, B, C, D, E, F

Name:

Learner's Number

Gender: Boy

Girl

County Name: County Code:

Sub-County Name: Sub-County Code:

School Name: School Code:

TEACHER'S SCORING GUIDE

The grid below is to be filled by the teacher after marking the learner's work.

	Exceeding expectations	Meeting expectations	Approaching expectations	Below expectations
	Correctly and accurately score all items with confidence without any difficulty within the time frame of the task.	A few items are not correctly and accurately score or attempted as per the task.	Half of the items not correctly and accurately score or attempted as per the task.	Has difficult attempting or answering most of the items as per the task.
A				
B				
C				

Exceeding expectations - 4
Approaching expectations - 2

Meeting expectations - 3
Below expectations - 1

SECTION A: ENVIRONMENTAL ACTIVITIES


(20Mks)

1. We can use _____ when we don't have toothbrush.

(tooth pick, towel, chewed stick)

2. Look at the sky and write what you can see _____.

Write the name of the picture below.

3.  _____ (toothpaste, teeth, toothbrush)

4. We should always put waste in the _____

(dustbin, pocket, schoolbag)

5. We should not play near open pits. _____ (True or False)


6. My headteacher is called _____.

Write the name of the weather below.

7.



8.



9.



(windy, rainy, cloudy, sunny)

10. When it is cold we wear _____ clothes. (heavy, light)

11. We take breakfast in the _____.

(evening, afternoon, morning)

Write the name of each item we use when cleaning our classroom.

12.



13.



14.



(dustbin, dustpan, broom)

15. I comb my hair using _____. (brush, comb, cup)

16. We eat the roots of _____ plant. (tomato, cabbage, carrot)

17. We should not share _____. (toilets, desk, handkerchief)

18. I clean my nose using _____. (brush, handkerchief, tissue)

19. Write an item you can mould using clay _____.

20. Fruits must be _____ before eating them. (boiled, washed, warmed)

SECTION B. CRE ACTIVITIES

(10Mks)

1. _____ created the world. (**God, Satan, Devil**)
2. On the _____ day God rested. (**5th, 6th, 7th**)
3. We go to church on _____ (**Sunday, Saturday, Friday**)
4. _____ is talking to God. (**singing, praying**)
5. We are kind to people when we _____ things with them. (**share, steal**)
6. We should _____ our enemies. (**forget, forgive**)

Draw the following things that God created.

7. Tree	8. Sun
---------	--------

9. Sharing is a sign of _____ (**love, hatred**)
10. Jesus died on the _____ . (**tree, cross**)

SECTION B: IRE ACTIVITIES

(10Mks)

1. Read the following words.

مَا خَلَقَ يَدْخُلُونَ الْفَيْلِ

2. Name the surah the verses are from.
3. Surah Al-Ikhlās has _____ verses.
4. I recite surah Al-Falaq before _____.
5. Surah Al-Ikhlās talks about oneness of _____.
6. A Muslim should be _____ to his neighbours, (**selfish generous**).
7. Those who are generous believe in Allah and the _____
(**Last day, prophet**)
8. A Muslim should love Allah and the _____ more than he loves himself (**neighbour, prophet**).
9. I can give my classmate a _____ and are _____ to use in class.
10. A Muslim should _____ the neighbours (**hate, love**).


SECTION C. CREATIVE ARTS ACTIVITIES

(20Mks)

Look at the picture below and write what is going on

(4 marks)

1.



2.



(Jumping, Stretching)

3. Write two materials we can use to make a ball.

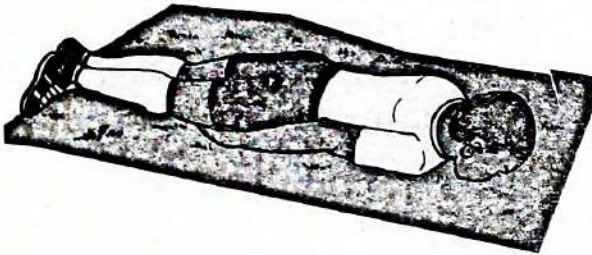
(2 marks)

_____ and _____.

Write log roll or T-Balance

(4 marks)

4.




5.



6. We sing using our _____ . (ears, mouth, legs)

(2 marks)

7. _____ makes the body fit. (Exercise, Reading, Writing) (2 marks)

8.  This is a _____ . (bag, ball, stone)

(2 marks)

9. We should observe _____ when playing any game. (2 marks)

(safety, time, grass)

10. I can use _____ for painting. (2 marks)

(stones, brush, clouds)