

TARGETER WINGS

MONITORING LEARNER'S PROGRESS

GRADE 1 - 2026



MATHEMATICAL ACTIVITIES

Name

Gender:

Boy

Girl

School name

Assessment rubric				
Learning area	Exceeds Expectations 4	Meets Expectations 3	Approaches Expectations 2	Below Expectations 1
NUMBERS	35 <input type="checkbox"/>	25-34 <input type="checkbox"/>	13-24 <input type="checkbox"/>	0-12 <input type="checkbox"/>
MEASUREMENTS	10 <input type="checkbox"/>	8-9 <input type="checkbox"/>	5 - 7 <input type="checkbox"/>	0 - 4 <input type="checkbox"/>
GEOMETRY	5 <input type="checkbox"/>	4 <input type="checkbox"/>	3 <input type="checkbox"/>	0 - 2 <input type="checkbox"/>
TOTAL				

NUMBERS.

(35mks)

1. Match the numbers (5mks)


- a) 21 8
- b) 12 18
- c) 18 29
- d) 29 21
- e) 8 12

2. Fill in the missing numbers. (5mks)

- a) 6, 7, _____, _____, 10
- b) 11, 12, _____, 14, _____
- c) 19, _____, 21, _____, 23
- d) 24, _____, _____, 27
- e) 17, 18, _____, _____, 21

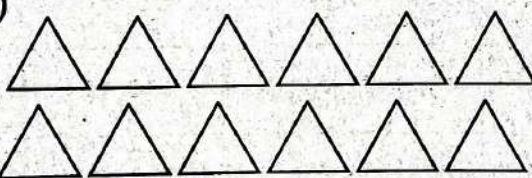
3. Count and circle the correct answer. (5mks)

a)




9, 10, 8

b)




c)



12, 13, 11

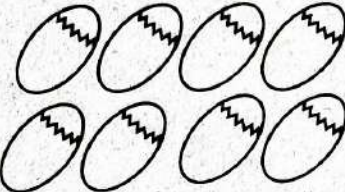
7, 5, 6

d)



6, 5, 4

e)



9, 7, 8

4. Draw balls to show the number. (5mks)

a) 5

b) 3

c) 7

d) 10

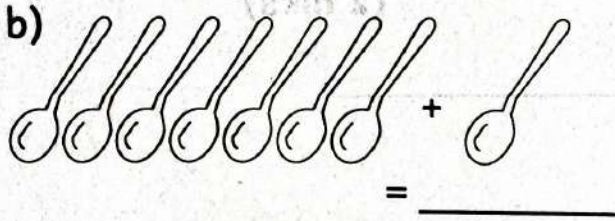

e) 4

5. Arrange the numbers correctly. (2mks)

a) 9, 8, 6, 7 _____

b) 5, 2, 4, 3 _____

6. Put together (+) (4mks)


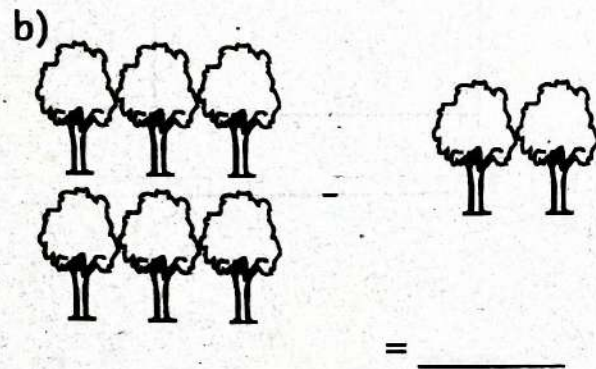
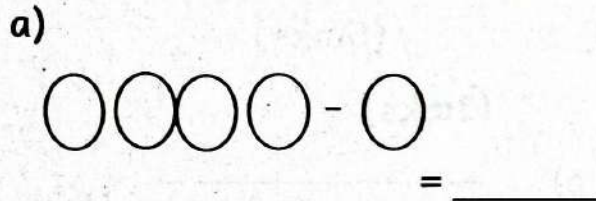


c) $5 + 4 = \underline{\quad}$

d) $4 + 3 = \underline{\quad}$




e) $2 + 6 = \underline{\quad}$

7. Take away (-) (5 mks)



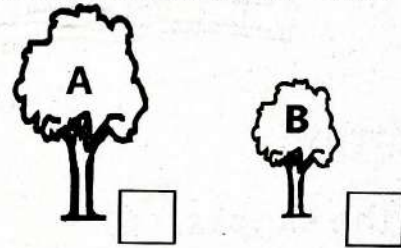
d) $8 - 5 = \underline{\quad}$ e) $10 - 3 = \underline{\quad}$

8. Draw the next object in the pattern. (3 mks)



MEASUREMENTS (10marks)

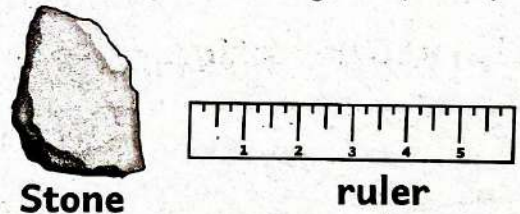
9. Tick the shorter one. (1 mk)




10. Which one holds more? (1mk)



11. Which one is heavy? (1mk)



12. Circle the longer one. (1mk)



13. Identify the Kenyan coins.

(2 mks)

a)



_____ shillings coin.

b)



_____ shilling coin

14. Complete

(2 mks)


Sunday _____ Tuesday _____

(Friday, Monday, Wednesday)

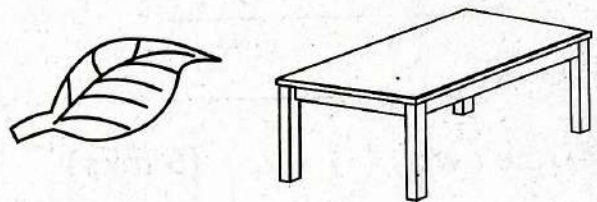
15. Circle the objects with a small surface.

(2 mks)

a)



b)




GEOMETRY

(5mks)


16. Name the shapes.

(3mks)


a)



b)



c)



(Oval, triangle, square)

17. a) Draw a zigzag line.

b) Circle a wavy line

(2 mks)



TOTAL = 50 Marks
MATHEMATICAL ACTIVITIES
GRADE 1

TARGETER WINGS

MONITORING LEARNER'S PROGRESS

GRADE 1 - 2026



ENGLISH LANGUAGE ACTIVITIES

COMPREHENSION, GRAMMAR AND WRITING

Name

Gender:

Boy

Girl

School name

The teacher to fill the grid below after marking the learner's work.

Assessment rubric				
Task	Exceeds Expectations 4	Meets Expectations 3	Approaches Expectations 2	Below Expectations 1
Listening and Speaking (5marks)	5 <input type="checkbox"/>	4 <input type="checkbox"/>	2-3 <input type="checkbox"/>	1 <input type="checkbox"/>
Reading Aloud	31&above words <input type="checkbox"/>	21 - 30 <input type="checkbox"/>	11 - 20 <input type="checkbox"/>	0 - 10 <input type="checkbox"/>
Comprehension (10marks)	10 <input type="checkbox"/>	8 - 9 <input type="checkbox"/>	5 - 7 <input type="checkbox"/>	0 - 4 <input type="checkbox"/>
Grammar (15marks)	15 <input type="checkbox"/>	10 - 14 <input type="checkbox"/>	6 - 9 <input type="checkbox"/>	0 - 5 <input type="checkbox"/>
Writing (10marks)	10 <input type="checkbox"/>	8 - 9 <input type="checkbox"/>	5 - 7 <input type="checkbox"/>	0 - 4 <input type="checkbox"/>

Task 1: COMPREHENSION. (10mks)

I. Read the story and answer the following questions. (5 mks)

Tam has a puppy. Its name is Rex. Rex is very big. Tam likes to play with Rex. Tam gives it food. Rex likes Tam.

1. Who has a puppy? _____

(Tam, Sam)

2. What is the name of the puppy? _____

(Sam, Rex)

3. _____ is very big.

(Kim, Rex)

4. _____ plays with Rex.

(Jane, Tam)

5. _____ likes Tam.

(Cat, Rex)

2. Read the story and answer the questions that follow. (5mks)

We like our school. Our teacher is called Paul. He is a good teacher. Teacher Paul says that we are good too. He takes us out to play. He tells us to obey our elders. Teacher Paul says that good children respect adults.

1. Our teacher is called _____

(Paul, Mary)

2. We are _____ children.

(bad, good)

3. We should obey our _____
4. Good children respect _____
(adults, plants)
5. We _____ our school. (like, dislike)

Task 2: GRAMMAR

(15mks)

I. Use 'is', 'are', or 'am' to fill the blanks.

(5mks)

1. I _____ a big girl.
2. We _____ children.
3. Kamau _____ writing.
4. They _____ cooking.
5. The teacher _____ coming.


2. Name the pictures below.

(5 mks)

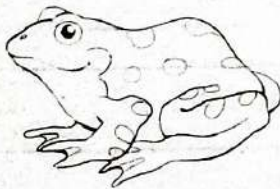
1.



2.



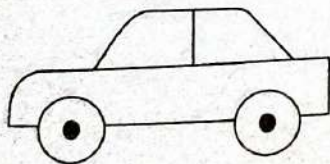
3.



4.



5.



(frog, toy car, cat, book, chair)

3. Write the words in capital letters.

(5mks)

1. blue _____
2. sky _____
3. school _____
4. desk _____
5. broom _____

TASK 3. GUIDED WRITING

(10mks)

Write ten words that your teacher will read for you.

1. _____
2. _____
3. _____
4. _____
5. _____
6. _____
7. _____
8. _____
9. _____
10. _____

TARGETER WINGS

MONITORING LEARNER'S PROGRESS



GRADE 1 - 2026



ENGLISH LISTENING & SPEAKING, READING ALOUD ACTIVITIES

Name

Gender:

Boy

Girl

School name

Task 1: LISTENING AND SPEAKING.

(5mks)

Tell me how you will answer the following greetings.

1. Good morning?
(Learner responds)

2. Good afternoon?
(Learner responds)

3. Hallo
(Learner responds)

4. Good bye
(Learner responds)

5. How are you?
(Learner responds)

Task 2. READING ALOUD

Read the story below aloud to your teacher.

My name is Sam. I am six years old. I am a big boy.

I am now in Grade one. I like my new teacher.

Her name is Mary. She teaches us well.

TARGETER WINGS

KUTATHMINI HATUA YA MWANAFUNZI

GREDE 1 - 2026



SHUGHULI ZA KISWAHILI

UFAHAMU, SARUFI NA KUANDIKA

Jina

Jinsia:

Mvulana

Msichana

Jina la shule

Mwalimu ajaze mjalizo baada ya kusahihisha kazi ya mwanafunzi.

Viwango vya kutathmini				
Zoezi	Kuzidisha Matarajio 4	Kufikia Matarajio 3	Kukaribia Matarajio 2	Mbali na Matarajio 1
Kusikiliza na kuzungumza (Alama 5)	5 <input type="checkbox"/>	4 <input type="checkbox"/>	2-3 <input type="checkbox"/>	0 - 1 <input type="checkbox"/>
Kusoma kwa sauti (Alama 10)	Maneno 30 na zaidi <input type="checkbox"/>	20-29 <input type="checkbox"/>	10-19 <input type="checkbox"/>	0 - 9 <input type="checkbox"/>
Ufahamu (Alama 10)	10 <input type="checkbox"/>	8 - 9 <input type="checkbox"/>	5 - 7 <input type="checkbox"/>	0 - 4 <input type="checkbox"/>
Sarufi (Alama 15)	15 <input type="checkbox"/>	10 - 14 <input type="checkbox"/>	6 - 9 <input type="checkbox"/>	0 - 5 <input type="checkbox"/>
Kuandika (Alama 10)	10 <input type="checkbox"/>	8 - 9 <input type="checkbox"/>	5 - 7 <input type="checkbox"/>	0 - 4 <input type="checkbox"/>

1. **UFAHAMU** (Alama 10)

Soma hadithi kisha ujibu maswali. (Alama 5)

Kuku huyu ni mweusi. Ana vifaranga watatu. Kuku hutaga mayai.

Mayai ni matamu. Kuku anapenda vifaranga wake. Yeye huonekana vizuri pia.

1. Kuku huyo alikuwa _____ (alama 1)
(mnene, mweusi)

2. Ana _____ watatu. (alama 1)

3. Kuku hutaga _____. (alama 1)
(nyama, mayai)

4. Mayai ni _____ (alama 1)
(matamu, mabaya)

5. Yeye huonekana _____ pia. (alama 1)
(mkali, vizuri)

Soma hadithi kisha ujibu maswali. (Alama 5)

Huu ni mti. Mti huu ni mrefu. Una maua mengi. Maua hayo ni mazuri.

Mti pia una majani. Ni vibaya kukata miti.


1. Mti huu ni _____ (alama 1)
(mrefu, mfupi)

2. Una _____ mengi. (alama 1)
(matunda, maua)

3. Maua hayo ni _____. (alama 1)
(mazuri, mabaya)

4. Ni _____ kukata miti. (alama 1)
(vibaya, vizuri)

5. Chora mti



(alama 1)

2. SARUFI

(Alama 15)

1. Unda maneno

(alama 3)

a) Sa + ma + ki = _____

b) Me + za = _____

c) Ba + si = _____

2. Kamilisha silabi

(alama 2)

a) da, de, di, do, _____

b) sa, se, _____, so, su.

3. linganisha salamu.

(alama 2)

a) Shikamoo

nzuri

b) Habari

marahaba

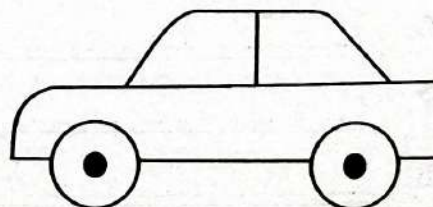
4. Andika jina la picha

(alama 4)


a)



b)



c) 3



(tatu, embe, gari, kitabu)

5. Linganisha herufi kubwa na ndogo

(alama 3)

A	h
G	a
H	g

6. Tunatumia _____ kunusa. (alama 1)
(mkono, pua)

3. KUANDIKA (Alama 10)

Andika maneno kumi yatakayotamkwa na mwalimu wako.

IMLA

1. _____
2. _____
3. _____
4. _____
5. _____
6. _____
7. _____
8. _____
9. _____
10. _____

TARGETER WINGS

KUTATHMINI HATUA YA MWANAFUNZI



GREDI 1 - 2026



SHUGHULI ZA KISWAHILI

**KUSIKILIZA NA KUZUNGUMZA,
KUSOMA KWA SAUTI**

Jina

Jinsia:

Mvulana

Msichana

Jina la shule

1. KUSIKILIZA NA KUZUNGUMZA (Alama 5)

Mwalimu atamsalimu mwanafunzi kisha atamwambia.

“Nitakuuliza maswali nawe uyajibu kwa Kiswahili.”

1. Je, unaitwa nani?

(Mwanafunzi ajibu)

(alama 1)

2. Wewe ni msichana au mvulana?

(alama 1)

(Mwanafunzi ajibu)

3. Mtu akianguka utamwambia nini?

(alama 1)

(Mwanafunzi ajibu)

4. Rafiki yako anaitwa nani?

(alama 1)

(Mwanafunzi ajibu)

5. Watu hulala wakati gani?

(alama 1)

(Mwanafunzi ajibu)

2. KUSOMA KWA SAUTI (Alama 10)

Soma hadithi hii kwa sauti

Huyu ni Kaka. Jina lake ni Meja. Ana miaka sita. Dada yake ni Mia. Kaka ni mrefu. Ana gari dogo. Anacheza na dada yake. Kaka ni mzuri.

TARGETER WINGS



MONITORING LEARNER'S PROGRESS

GRADE 1 - 2026



INTEGRATED LEARNING AREAS

Name

Gender:

Boy

Girl

School name


The teacher to fill the grid below after marking the learner's work.


Assessment rubric				
Learning area	Exceeds Expectations 4	Meets Expectations 3	Approaches Expectations 2	Below Expectations 1
Environmental Activities (30marks)	30 <input type="checkbox"/>	20 - 29 <input type="checkbox"/>	10 - 19 <input type="checkbox"/>	0 - 9 <input type="checkbox"/>
Religious Education (10marks)	10 <input type="checkbox"/>	8 - 9 <input type="checkbox"/>	5 - 7 <input type="checkbox"/>	0 - 4 <input type="checkbox"/>
Creative Activities (10marks)	10 <input type="checkbox"/>	8 - 9 <input type="checkbox"/>	5 - 7 <input type="checkbox"/>	0 - 4 <input type="checkbox"/>

ENVIRONMENTAL ACTIVITIES

(30mks)

1. Match the weather with the name. (4mks)

(a)  rainy

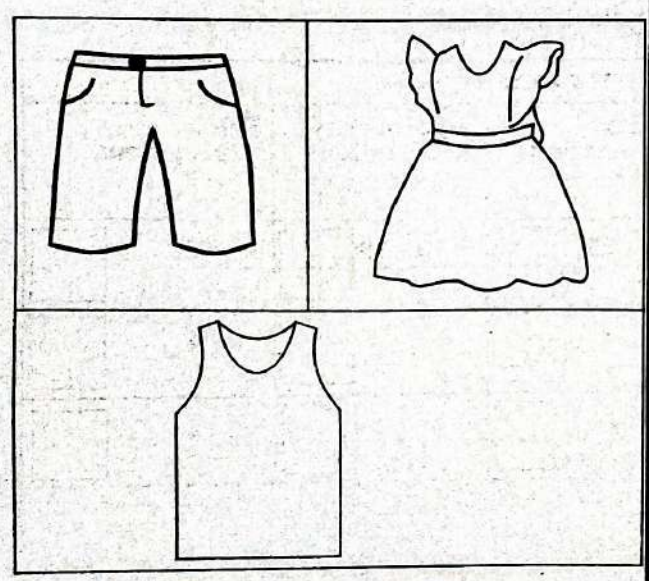
(b)  windy

(c)  calm

(d)  sunny



2. The _____ gives us light during the day.
(moon, sun) (1 mk)

3. Colour these clothes (3mks)



4. At night we see _____ and _____ in the sky.
(sun, moon, stars) (2mks)





5. Draw these animals. (2 mks)

	
Dog	Cat

6. Write 'True' or 'false'. (3mks)

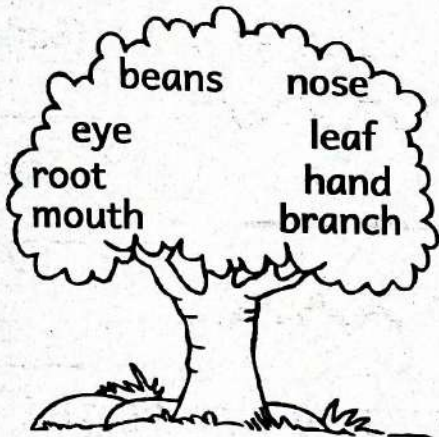
- a) A cow gives us milk _____
- b) A hen gives us eggs _____
- c) A cat has four legs _____

7. Name the pictures. (4mks)

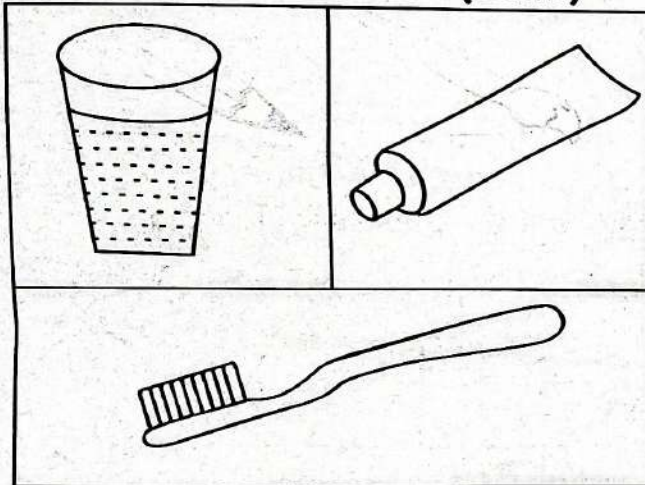
	_____
	_____
	_____
	_____

(banana, pot, cup, apple)

8. In the picture below circle parts of the body. (4 mks)




9. Colour these items used to clean our teeth. (3mks)



10. Milk teeth is the _____ set of teeth to grow. (1mk)
(last, first)
11. We wash dirty hands with _____ and _____. (2mks)
(chocolate, water, soap)
12. We use water for _____ at home. (1mk)
(sleeping, cooking)

C.R.E ACTIVITIES. (10mks)



1. God knows me by my _____ (1mk)
(school, name)
2. I am a child of _____ (1mk)
(Satan, God)
3. A family is made up of father, mother and _____ (1mk)
(teacher, children)
4. It is _____ to pray. (1mk)
(bad, good)
5. Name and colour this picture. (2mks)



6. The mother of Jesus was called _____ (1 mk)
(Mary, Joseph)
7. _____ created plants. (1 mk)
(Mum, Dad, God)
8. We go to church on _____ (1 mk)
9. We should _____ with our friends. (1 mk)
(fight, play)




I.R.E. ACTIVITIES. (10mks)

1. Muslims holy book is _____ (1mk)
(Qu'ran, Bible)
2. After reciting surah Al Fatiha in swalah we can recite surah _____ (1mk)
(Fatiha, Nas)
3. We should always be clean according to Islam. This means Islam is _____ (cleanliness, dirty) (1mk)
4. Draw the following items used for cleaning. (2mks)

Toothbrush	Comb
	


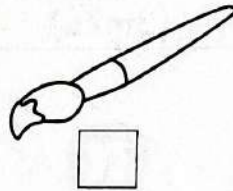
5. Arrange the five daily prayers in order (5 mks)
 - a) Dhuhhr
 - b) Asr
 - c) Maghrib
 - d) Fajr
 - e) Ishaa

CREATIVE ARTS ACTIVITIES. (10mks)


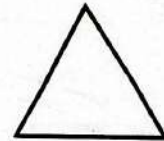

1. Name the lines. (3mks)
 -  _____
 -  _____
 -  _____

(zigzag, wavy, straight)

2. Put a tick to show a painting brush. (1mk)



3. Colour these regular shapes. (3mks)



4. Jumping should be done in the _____ (1mk)
(house, field)
5. When playing in the field, we must _____ to the teacher. (1mk)
(listen, laugh)
6. Which game can you play in a swimming pool? (1 mk)

(Swimming, Football)