

# STEP FLYER SERIES

## MONITORING LEARNERS PROGRESS

GRADE 1 - YEAR 2026

①



## MATHEMATICAL ACTIVITIES

Name \_\_\_\_\_ Date: \_\_\_\_\_

Learner's Number (KNEC ASSESSMENT NO.) \_\_\_\_\_

Grade \_\_\_\_\_

Gender: Boy  Girl

School Name \_\_\_\_\_ School Code

*Answer all questions*

### FOR OFFICIAL USE ONLY


*The grid below is to be filled by the teacher after marking the learner's work*


#### *Assessment Rubric*


<b>WORK OUT AREAS</b>	<b>Exceeds expectation 4</b>	<b>Meet expectation 3</b>	<b>Approaching expectation 2</b>	<b>Below expectation 1</b>
Numbers 1-19	19	16 - 18	7 - 15	0 - 5
Measurements 20-23	4	2 - 3	0-1	0
Geometry 24-25	2	0 - 1	0	0


**Count and write**

**Count the fruits and write the number in the box**

1. 

2. 

3. 

4. 

**Fill in the missing numbers**

5. 15, 16, 17, \_\_\_\_\_, \_\_\_\_\_
6. 5, \_\_\_\_\_, \_\_\_\_\_, 8, 9, 10
7. 21, 22, 23, \_\_\_\_\_, \_\_\_\_\_, \_\_\_\_\_

**Add (+)**

8.  +  = \_\_\_\_\_

9.  +  = \_\_\_\_\_

10.  $1 + 3 + 2 =$

11.  $9 + 5 =$

12.  $10 + 10 =$

13. 
$$\begin{array}{r} 8 \\ + 2 \\ \hline \\ \hline \end{array}$$

**Take away (-)**

14.  $12 - 7 =$

15.  $10 - 3 =$

16.  $6 - 6 =$

17. 
$$\begin{array}{r} 13 \\ - 6 \\ \hline \\ \hline \end{array}$$

**Fill in the missing numbers.**

18.  $8 + 2 =$

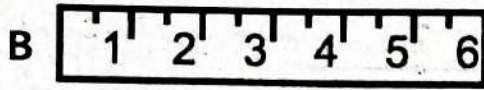

19.  $3 + 6 =$

**MEASUREMENTS**

20. Which one holds more? \_\_\_\_\_

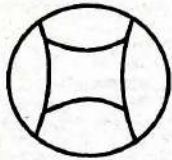


21. Which one is longer? \_\_\_\_\_

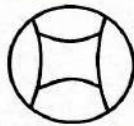


22. How many days make a week? \_\_\_\_\_ (5, 7)

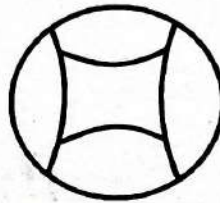
23. Circle the smallest



a



b




c

**GEOMETRY**

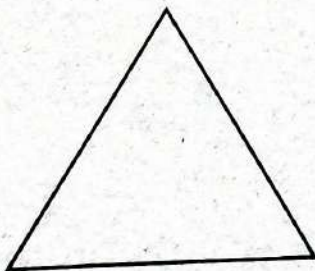
**Name the shapes**

24.



\_\_\_\_\_ (oval, circle)

25.



\_\_\_\_\_ (triangle, rectangle)

# STEP FLYER SERIES

## MONITORING LEARNERS PROGRESS

GRADE 1 - YEAR 2026

### LANGUAGE ACTIVITIES



001

1

Name \_\_\_\_\_ Date: \_\_\_\_\_

Learner's Number (KNEC ASSESSMENT NO.) \_\_\_\_\_

Grade \_\_\_\_\_

Gender: Boy

Girl

School Name \_\_\_\_\_ School Code

Answer all questions

#### FOR OFFICIAL USE ONLY

*The grid below is to be filled by the teacher after marking the learner's work*

#### Assessment Rubric

<b>TASK</b>	<b>Exceeds expectation</b> 4	<b>Meet expectation</b> 3	<b>Approaching expectation</b> 2	<b>Below expectation</b> 1
Reading aloud 15 marks	35 and above	24 - 29 words	10- 23	0 - 9
Listening & Speaking 5 marks	5	3-4	1 - 2	0
Comprehension/ Grammar/Writing 30 marks	30	25 - 29	11 - 24	0 - 10

## TASK 1: LISTENING AND SPEAKING.

The teacher to ask the learner the following questions and the learner responds

- (a). Good morning? (Learner responds)
- (b). How are you? (Learner responds)
- (c). How many years do you have? (Learner responds)
- (d). How many fingers do you have? (Learner responds)
- (e). What do you use for walking? (Learner responds)

### READING ALOUD

Read these words

Sat	big	pig	book	deer	hook
car	den	wax	flower	apple	hen

### Read the sentences

- Dad is a tall man.
- Mum has a red bag.
- This is a ruler.
- Tom has a car.
- The fish is in a pot.

## TASK 2: COMPREHENSION

Read the story below and then answer questions.



Tom is a boy. He is seven years old.  
He is in grade one. Tom has a red car.  
He goes to Baraka Primary School.  
His friend is Juma. Tom likes eating fish  
and Ugali.


- (a). Tom is a \_\_\_\_\_ (boy, girl)
- (b). Tom is \_\_\_\_\_ years old. (two, seven)
- (c). Which colour is Tom's car? \_\_\_\_\_ (black, red)
- (d). Tom's friend is called \_\_\_\_\_ (Juma, Joy)
- (e). Tom likes eating \_\_\_\_\_ and \_\_\_\_\_

# GRAMMAR


**Fill in the missing sound.**

1. b \_\_\_\_\_ y
2. s \_\_\_\_\_ n
3. s \_\_\_\_\_ x
4. d \_\_\_\_\_ g
5. b \_\_\_\_\_ x

**Name the pictures**



6. \_\_\_\_\_



7. \_\_\_\_\_



8. \_\_\_\_\_



9. \_\_\_\_\_

**Write these words in capital letters**

10. draw \_\_\_\_\_
11. ruler \_\_\_\_\_
12. jet \_\_\_\_\_
13. book \_\_\_\_\_

# Make words


Example ma - mat

14. ba \_\_\_\_\_


15. fa \_\_\_\_\_

16. si \_\_\_\_\_


17. ra \_\_\_\_\_




## Read and draw



18. doll



19. egg



20. table

## TASK 3 : WRITING

Write five word you will be given by your teacher

- 21. \_\_\_\_\_
- 22. \_\_\_\_\_
- 23. \_\_\_\_\_
- 24. \_\_\_\_\_
- 25. \_\_\_\_\_

# STEP FLYER SERIES

## KUTATHMINI HATUA YA MWANAFUNZI

### GREDI 1 - MWAKA 2026

### SHUGHULI ZA KISWAHILI



001

1

Jina: \_\_\_\_\_ Tarehe: \_\_\_\_\_

Nambari ya mwanafunzi (KNEC ASSESSMENT NO.) \_\_\_\_\_

Gredi \_\_\_\_\_

Jinsia: Mvulana  Msichana

Jina la shule \_\_\_\_\_ Nambari la Shule

Jibu maswali yote kwa kiswahili

#### KWA MATUMIZI YA MTAHINI

*Mwalimu ajaze mjalizo baada ya kusahihisha kazi ya mwanafunzi*

*Viwango vya kutathmini*

ZOEZI	Kuzidisha matarajio 4	Kufikia matarajio 3	Kukaribia matarajio 2	Mbali na matarajio 1
Kusoma kwa sauti (alama 15)	Ana uwezo wa kusoma kwa kasi bila kusita. Anazingatia alama zote za uakifisho. <input type="text"/>	Ana uwezo wa kusoma bila kusita. Anazingatia baadhi ya alama za uakifisho. <input type="text"/>	Ana uwezo wa kusoma, isipokuwa anasitasita. Hazingatii alama za uakifisho. <input type="text"/>	Hana uwezo wa kusoma maneno mengi. Hazingatii alama za uakifisho. <input type="text"/>
Kusikiliza na kuzungumza (alama 5)	5	3	0 - 2	0
Ufahamu na Sarufi Kuandika (alama 30)	30	24-29	12 - 23	0 - 11

## **SEHEMU YA A : KUSIKILIZA NA KUZUNGUMZA**

**Mwalimu amulize mwanafunzi maswali yafuatayo kisha ajibu**

- (a). Hujambo? (Mwanafunzi ajibu)
- (b). Jina lako ni nani?(Mwanafunzi ajibu)
- (c). Una mikono mingapi? (Mwanafunzi ajibu)
- (d). Wewe unatumia nini kutembea? (Mwanafunzi ajibu)
- (e). Tunatumia nini kusikia?(Mwanafunzi ajibu)

## **KUSOMA KWA SAUTI**

**Soma maneno**


keti	siku	saa	babu	meza
pesa	kisu	moja	jua	leso

**Soma sentensi**

- (a). Hiki ni kiti.
- (b). Huyu ni mama.
- (c). Lala salama.
- (d). Leta maji hapa.
- (e). Sema na dada sasa.

## **SEHEMU YA B : UFAHAMU**

**Soma hadithi kisha ujibu maswali**



Huyu ni kuku. Kuku huishi nyumbani. Ana miguu miwili. Mwili wake una manyonya. Kuku hutupa mayai na nyama. Mimi hupenda kula mayai sana.


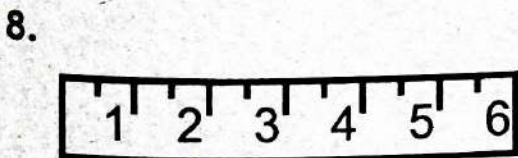


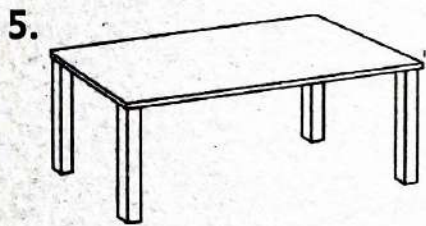
- (a). Kuku anaishi wapi? \_\_\_\_\_ (sokoni, nyumbani)  
 (b). Ana miguu mingapi? \_\_\_\_\_ (miwili, moja)  
 (c). Mwili wake una nini? \_\_\_\_\_ (manyoya, gozi)  
 (d). Kuku hutupa \_\_\_\_\_ na \_\_\_\_\_ (mayai, maziwa, nyama)

**MATUMIZI YA LUGHA**

**Jaza pengo.**

1. m \_\_\_\_\_ ma
2. r \_\_\_\_\_ la
3. p \_\_\_\_\_ si
4. k \_\_\_\_\_ ti

**Andika jina ya picha hizi**



(kuku, rula, ua, meza, pete)

**Unda neno.**

10. Me + za = \_\_\_\_\_

11. la + la = \_\_\_\_\_

12. su + ka + ri = \_\_\_\_\_

13. ke + ti = \_\_\_\_\_

14. Pi + ka = \_\_\_\_\_

**Andika kwa herufi kubwa.**

15. meza \_\_\_\_\_

16. punda \_\_\_\_\_

17. leo \_\_\_\_\_

**Kamilisha sentensi.**

18. fa, fe, fi \_\_\_\_\_, \_\_\_\_\_

19. wa, we, wi, \_\_\_\_\_, \_\_\_\_\_

20. ta, te, ti, \_\_\_\_\_, \_\_\_\_\_

**KUANDIKA : Andika maneno haya tena**

21. Kiatu \_\_\_\_\_

22. Mombasa \_\_\_\_\_

23. Sebuleni \_\_\_\_\_

24. Shikamoo \_\_\_\_\_

25. Ng'ombe \_\_\_\_\_

# STEP FLYER SERIES

## MONITORING LEARNERS PROGRESS

### GRADE 1 - YEAR 2026

#### INTEGRATED LEARNING AREAS



001

1

Name \_\_\_\_\_ Date: \_\_\_\_\_

Learner's Number (KNEC ASSESSMENT NO.) \_\_\_\_\_

Grade \_\_\_\_\_ Gender: Boy  Girl

School Name \_\_\_\_\_ School Code

Answer all questions


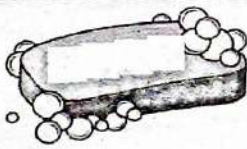
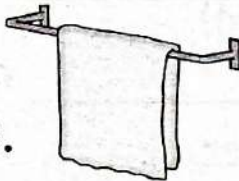

FOR OFFICIAL USE ONLY

The grid below is to be filled by the teacher after marking the learner's work  
Assessment Rubric

Learning areas	Exceeds Expectation	Meet Expectation	Approaching expectation	Below expectation
Environmental 30marks	30	24 - 29	8- 23	0 - 7
R.E 10 marks	10	8 - 9	3 - 7	0 - 2
Creative 10 marks	10	8 - 9	3 - 7	0 - 2

### TASK 1: ENVIRONMENTAL ACTIVITIES

Name the things used to clean our body.



1. 	2. 	3. 	4. 
_____	_____	_____	_____

(soap, water, toothbrush, towel)

5. We should clean our body \_\_\_\_\_. (once, everyday)

6. We blow our nose using \_\_\_\_\_. (towel, handkerchief)




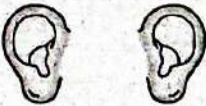

Name the domestic animals



7. \_\_\_\_\_ 8. \_\_\_\_\_ 9. \_\_\_\_\_

(cow, cat, dog)

**Match the body parts with name.**

10.  eyes
11.  leg
12.  ears
13.  mouth
14.  nose

15. A cow gives us \_\_\_\_\_ . (milk, eggs)

16. We should drink \_\_\_\_\_ water. (clean, dirty)




**Name these kitchen utensils**



17. \_\_\_\_\_ 18. \_\_\_\_\_ 19. \_\_\_\_\_  
(sufuria, pot, jug)

20. I have \_\_\_\_\_ fingers. (5, 10)

**Match the weather.**

21.  rainy
22.  sunny
23.  cloudy
24.  calm

25. We wash our \_\_\_\_\_ before we eat. (legs, hands)

## TASK 2: RELIGIOUS ACTIVITIES.

### C.R.E


#### Draw Gods creations

1. Sun	2. Tree	3. Moon	4. Hill

5. Jesus is the son of \_\_\_\_\_. (satan, God)
6. I was created in the image of \_\_\_\_\_. (Angel, God)
7. We go to church to \_\_\_\_\_. (fight, pray)
8. The mother of Jesus was called \_\_\_\_\_. (Annah, Mary)
9. We should share \_\_\_\_\_. (handkerchief, ball)
10. God \_\_\_\_\_ us all. (loves, hates)

### 1.R.E

1. As Muslim we pray to \_\_\_\_\_ (people, prophet, Allah)
2. Draw and colour the Holy book of Allah (S.W.T)



3. Muslims go for prayers in \_\_\_\_\_. (Mosque, church, temple)
4. We say " \_\_\_\_\_ " when we meet other Muslims.  
(hello, Assalamu Alaikum)
5. Before praying, we should perform \_\_\_\_\_. (sleeping, eating, wudhu)
6. The religion of Muslims is called \_\_\_\_\_.  
(Islam, Christianity, Hinduism)
7. Before we eat food, we say \_\_\_\_\_ (Bismillah, Thank you)
8. When sneezing a muslim says \_\_\_\_\_ (sorry, Alhamdulillah)
9. We should share our thing with \_\_\_\_\_ (friends, nobody)
10. The month of fasting is \_\_\_\_\_ (Ramadhan, December)

### TASK 3: CREATIVE ACTIVITIES

Complete the patterns

1. ○ △ ○ △ ○ △ \_\_\_\_\_

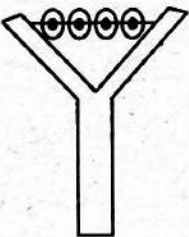
2. S S S S S \_\_\_\_\_

3. C C C C C \_\_\_\_\_

Draw the pictures

4. drum	5. flower	6. table	7. hut

8. We play with a \_\_\_\_\_ . (stone, ball)

9.  This is a \_\_\_\_\_ . (shaker, drum)

10. Colour the guitar.

