



STARLIGHT ASSESSMENT TEST

COMPETENCY BASED EDUCATION

GRADE 1 2026

STR001 - 26

-MATHEMATICAL ACTIVITIES-

Time: 1hr

Learner's Name:..... Grade 1

School:.....

Learner's Number

| | | | | |
|--|--|--|--|--|
| | | | | |
|--|--|--|--|--|

Gender:

Boy

Girl

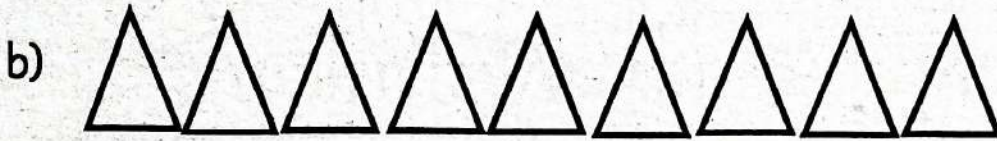
ASSESSMENT RUBRICS

The teacher to fill the grid below after marking the learner's work.

| | Exceeding Expectation (4) | Meeting Expectation (3) | Approaching Expectation (2) | Below Expectation (1) |
|-----------------|---------------------------------|-------------------------------|-----------------------------------|-----------------------------|
| Range of marks | 80-100% | 65-79% | 50-64% | 0 - 49% |
| Learner's Score | | | | |

NUMBERS (17mks)

1. Count the objects and write the number.



2. Write the next number.

a) 5, 6, 7, _____

b) 14, 15, 16, 17, _____

Add


3. a) $7 + 3 =$ _____

b) $3 + 2 =$ _____

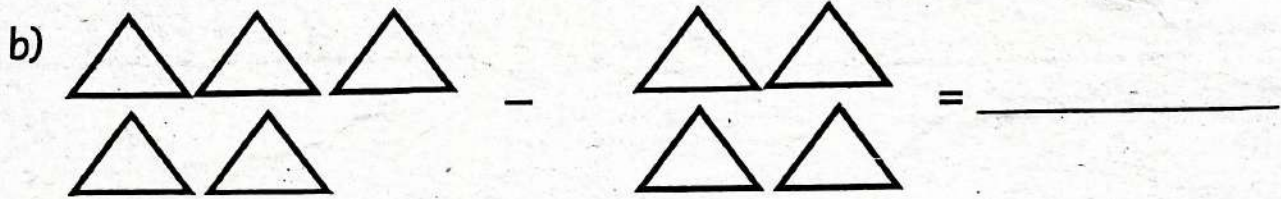

c) 5

$$\begin{array}{r} + 4 \\ \hline \\ \hline \end{array}$$

4. Draw 5 balls.



5. Take away



Subtract

6. a) $7 - 5 =$ _____

b) $11 - 4 =$ _____

c) $9 - 3 =$ _____

7. A week has _____ days.


8. I go to church on _____

9. I have _____ hands.



10. A cow has _____ legs.

MEASUREMENT (2mks)

11. Which one holds more? _____




12. Which one is longer? _____




GEOMETRY (6mks)

13. Write the name of these shapes.

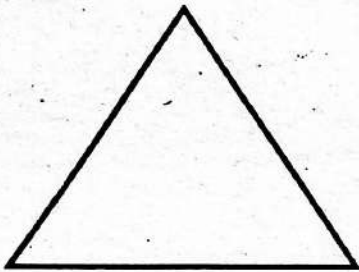
a)



b)



c)



14. Name these lines.

a)



b)



15. Which shape comes next?





STARLIGHT ASSESSMENT TEST

COMPETENCY BASED EDUCATION

GRADE 1 2026

Time: 1hr

STR001-26

- ENGLISH LANGUAGE ACTIVITIES -

Learner's Name: Grade 1

School:

Learner's Number

| | | | | |
|--|--|--|--|--|
| | | | | |
|--|--|--|--|--|

Gender:

Boy

Girl

ASSESSMENT RUBRICS

The teacher to fill the grid below after marking the learner's work.

| | | Exceeding Expectation (4) | Meeting Expectation (3) | Approaching Expectation (2) | Below Expectation (1) |
|---------------|---------------------------------|---------------------------------|-------------------------------|-----------------------------------|-----------------------------|
| TASK 1 | Listening & Speaking | | | | |
| TASK 2 | Reading aloud | | | | |
| TASK 3 | Comprehension | | | | |
| TASK 4 | Grammar | | | | |
| TASK 5 | Writing | | | | |

SECTION A

TASK 1: LISTENING AND SPEAKING (5MKS)

I would like us to talk about things you do on a daily basis.

1. What is your name? (Learner responds)
2. What do you use to brush your teeth?
(Learner responds)
3. At what time do you take your breakfast?
(Learner responds)
4. When it is cold which clothes do you put on?
(Learner responds)
5. What is your favourite fruit?
(Learner responds)

TASK 2: READING ALOUD (10mks)

Read the following sentences aloud.

1. I am playing with my friends.
2. The school bus is very clean.
3. Mary is brushing her teeth.
4. My mother has a shop.
5. A boy has a big box.

TASK 3: COMPREHENSION

Read the story below and answer the questions that follows.

Tom has a dog. Pat has a cat. Pat says, "let us play." Tom and Pat run with their pets.

Tom falls. Now Tom cannot run. Pat says, "Let us go home now." Tom and Pat go home. Tom will go to sleep.

Questions

1. Tom has a _____

2. Pat has a _____
3. Tom and Pat run with their _____
4. Who fell down? _____
5. What will Tom do when he goes home? _____

TASK 4: LANGUAGE USED STRUCTURES

6. Write in capital letters.

- a) bag _____
- b) Pot _____

7. Read and draw.

| | | |
|--------|------|--------|
| pencil | book | rubber |
|--------|------|--------|

8. Fill in the missing sounds.

a)



p____t

b)



b____ll

c)



br____sh

9. Join syllables with sounds to make words.

- a) su + n = _____
- b) si + x = _____
- c) ra + t = _____

10. Write the words correctly

a) gab _____

b) ent _____

11. Match animal with the sound it makes.

a) Dog meows

b) Cow quacks

c) Duck moos

d) Cat barks

12. This is a _____



(fruit, flower)

13. I am _____ years old.

14. I see with my _____ (ears, eyes)

TASK 5: WRITING (10mks)

Write five words as read by the teacher.

1. _____

2. _____

3. _____

4. _____

5. _____



STARLIGHT ASSESSMENT TEST

COMPETENCY BASED EDUCATION

GREDI YA 1 2026

Muda: Saa 1

STR001 - 26

- SHUGHULI ZA KISWAHILI

Jina: Gredi 1

School:

Nambari ya Tathmini

| | | | | |
|--|--|--|--|--|
| | | | | |
|--|--|--|--|--|

Jinsia:

Mvulana

Msichana

VIWANGO VYA KUTATHMINI

Jedwali hili lijazwe na mwalimu baada ya kusahihisha kazi ya mwanafunzi.

| | | Kuzidisha Matarajio (4) | Kufikia Matarajio (3) | Kukaribia Matarajio (2) | Mbali na Matarajio (1) |
|----------|--------------------------|-------------------------------|-----------------------------|-------------------------------|------------------------------|
| SEHEMU A | Kusikiliza na kuongea | | | | |
| SEHEMU B | Kusoma kwa sauti | | | | |
| SEHEMU C | Sarufi | | | | |
| SEHEMU D | Ufahamu | | | | |
| SEHEMU E | Kuandika | | | | |

SEHEMU YA A:

KUSIKILIZA NA KUZUNGUMZA

Mwalimu atamsalimu mwanafunzi kisha atamwambia. "Nitakuuliza maswali, nawe uyajibu kwa Kiswahili."

1. Jina lako ni nani? (Mwanafunzi ajibu)
2. Rafiki yako anaitwa nani? (Mwanafunzi ajibu)
3. Je, wewe unaona kwa kutumia nini?
(Mwanafunzi ajibu)
4. Wewe una masikio mangapi?
(Mwanafunzi ajibu)
5. Ni sehemu gani ya mwili unayotumia kukimbia?
(Mwanafunzi ajibu)

SEHEMU B: KUSOMA KWA SAUTI (Alama 10)

Soma sentensi hizi kwa sauti.

1. Huu ni mkono wangu.
2. Paka anakimbia sana.
3. Nina macho mawili.
4. Mwalimu wetu ni mzuri.
5. Kalamu hii ni yangu.

SEHEMU YA B: UFAHAMU (Alama 5)

Soma kifungu hiki kisha ujibu maswali.



Jina langu ni Imani. Mimi ni msichana mpole. Napenda kuenda shuleni. Mwalimu wangu anaitwa Bi. Mwema. Yeye hufunza vizuri. Mimi ninapenda somo la Kiswahili na Hisabati.

Maswali

1. Msichana huyu anaitwa nani? _____
2. Anapenda kwenda wapi? _____
3. Mwalimu wake Imani anaitwa nani? _____
4. Imani anapenda somo la _____ na _____

SARUFI (Alama 20)

Linganisha picha na jina lake.

5.  tunda
6.  nane
7.  jua

Unda maneno kwa kutumia silabi hizi.

8. ba _____
9. ga _____
10. ki _____

Andika maneno kwa herufi kubwa.

11. Mwanafunzi _____

12. Kijiko _____

13. Darasa _____

Unganisha silabi kuunda maneno.


14. Cha + ku + la = _____

15. Li + ma = _____

16. Si + ta = _____

Jaza pengo

17.



Kal_____mu

18.



Ya_____

19.



Kik_____mbe

20. Andika kwa maneno

- a) 3 _____
- b) 5 _____
- c) 9 _____

21. Andika maneno vizuri.

- a) absa _____
- b) mmaa _____

SEHEMU E: KUANDIKA

Andika maneno tano utakayosomewa na mwalimu.

Imla

- 1. _____
- 2. _____
- 3. _____
- 4. _____
- 5. _____



STARLIGHT ASSESSMENT TEST

COMPETENCY BASED EDUCATION

GRADE 1 2026

STR001 - 26

- INTEGRATED LEARNING AREAS -

Time: 1hr 15min

Learner's Name:..... Grade 1

School:.....

Learner's Number

Gender: Boy

Girl

ASSESSMENT RUBRICS


The teacher to fill the grid below after marking the learner's work.

| | Exceed Expectation (4) | Meet Expectation (3) | Approach Expectation (2) | Below Expectation (1) |
|-----------------|---------------------------|-------------------------|-----------------------------|--------------------------|
| Range of marks | 80-100% | 65-79% | 50-64% | 0 - 49% |
| Learner's Score | | | | |

ENVIRONMENTAL ACTIVITIES (30mks)

Name the materials used when cleaning parts of the body. (3mks)


1. 


2. 


3. 

(comb, toothbrush, soap)

Draw the following parts of the body we clean. (3mks)


4. 
hand

5. 
foot

6. 
teeth

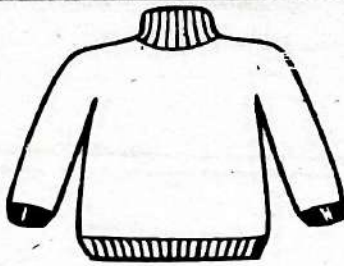
Answer all questions (3mks)

7. I use my ears to _____
(see, hear)
8. I use my _____ to talk
and eat. (leg, mouth)
9. I use my eyes to _____
(hear, see)
10. We use a clean handkerchief to
wipe our _____
(legs, ears, nose)
11. Draw and colour a handkerchief.



Colour clothes we wear.

12.



13.



Answer these questions (2mks)

14. When it is cold we wear a _____
(shirt, jacket)

15. Name one cloth we wear when it
is hot _____

Draw and colour food we eat
(3mks)

| | |
|----------|-------------|
| 16. Fish | 17. Chapati |
| 18. Milk | |

Answer all the questions correctly
(3mks)

19. We should _____ fruits
before eating. (boil, wash)
20. Food helps us to be _____
(sick, healthy)
21. Washing fruits removes

(water, germs)
22. Draw and colour your favourite
fruit. (1mk)



23. We buy things from the

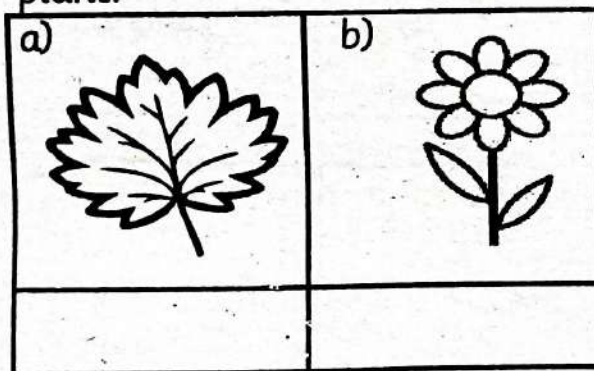
(school, shop)

24. When we are sick we go to the _____
(church, hospital)

25. Draw and colour materials used to clean the school.
(2mks)

| | |
|-------|---------|
| | |
| Broom | Dustbin |

26. Name and colour the parts of a plant.



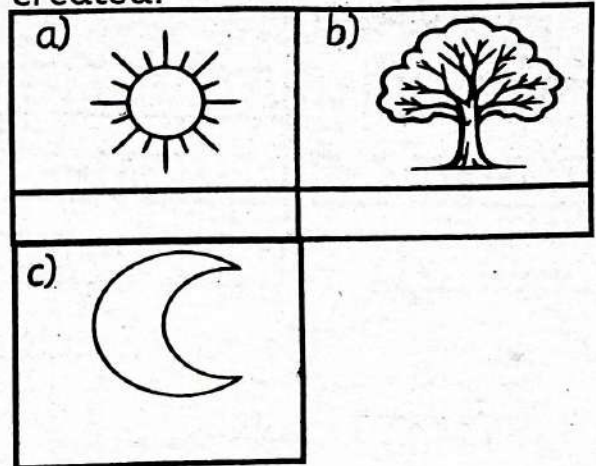
(root, leaf, flower)

27. Animals kept at home are called _____ animals.
(wild, domestic)

28. Name one animal kept at home

CHRISTIAN RELIGIOUS EDUCATION ACTIVITIES

1. Name the things that God created.



2. We should _____ the Bible. (tear, cover)

3. We should keep the Bible in a _____ place.
(dirty, clean)


4. God told Noah to build a _____
(tree, boat)

5. Jesus was born in _____
(Bethlehem, Jerusalem)

6. Who were parents of Jesus?
_____ (Mary and Joseph, Peter and Jane)

7. I should _____ my parents. (obey, disobey)

8. Draw and colour a church.



ISLAMIC RELIGIOUS EDUCATION ACTIVITIES

1. Match and complete these verse correctly.

Bismillahi

Bi Rabbi Naas

Al hamdulillahi


Rahmani Rahiim

Qul audhu

Rabbil aalamiin

2. _____ created animals like cow and goat.
(my father, Allah)

3. Draw a tree that you see



4. Our prophet is called _____
(Abdul Mutwalib, Muhammad)

5. Muslims pray _____
(swalah, Zakkah)

6. We perform _____ in the toilet using water.
(Wudhu, Istinjaa)

7. What do you tell a person who helps you? _____
(shukran, Inshallah)

8. Eid is a day of _____
(sharing, singing)

CREATIVE ACTIVITIES


1. A toy wheel can be made from _____
(soil, bottle tops)

2. Lullaby songs are performed _____
(slowly, fast)

3. The national anthem is sang in _____ languages.
(2, 3)


4. Wedding songs are sang _____
(sadly, happily)

5. Name and colour fruits found in the market.



(banana, pawpaw, apple, grapes)

6. Colour the rabbit.



7. Complete the pattern



8. Colour the picture below.

