

DISTINCTION EARLY YEARS ASSESSMENT

MONITORING LEARNER'S PROGRESS

GRADE 1 - 2026

MATHEMATICS ACTIVITIES

1



QUALITY IS OUR CONCERN

001

Name:

Learner's Number

Gender: Boy

Girl

County Name: County Code:

Sub-County Name: Sub-County Code:

School Name: School Code:

TEACHER'S SCORING GUIDE



The grid below is to be filled by the teacher after marking the learner's work.

Exceeding expectations	Meeting expectations	Approaching expectations	Below expectations
Correctly and accurately answer all items with confidence without any difficulty within the time frame of the task.	A few items are not correctly and accurately answered or attempted as per the task.	Half of the items not correctly and accurately answered or attempted as per the task.	Has difficult attempting or answering most of the items as per the task.

Exceeding expectations - 4
Approaching expectations - 2

Meeting expectations - 3
Below expectations - 1



Count and write the number. (2 Marks)



1.  _____
2.  _____


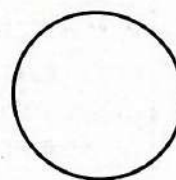
Fill in the missing numbers. (2 Marks)

3. 1, 2, 3, _____, 5, 6, _____, 8, 9, 10
4. 15, _____, 17, 18, _____, 20.

Match shapes (3 Marks)

5.  

6.  

7.  

Note: A line connects the square on the left to the vertical rectangle on the right.

Circle the correct number. (2 Marks)

8. Six = 5, 7, 9, 3, 6, 10, 14
9. Twenty = 17, 15, 21, 18, 19, 20, 14

Add. (4 Marks)

10. $3 + 2 = \underline{\quad}$

11. $4 + 2 = \underline{\quad}$

12.
$$\begin{array}{r} 1 \\ + 1 \\ \hline \end{array}$$

13.
$$\begin{array}{r} 2 \\ + 1 \\ \hline \end{array}$$

Fill in the place value chart. (2 Marks)

14. $13 = \underline{\quad}$ tens $\underline{\quad}$ ones.

15. $52 = \underline{\quad}$ tens $\underline{\quad}$ ones.

16. **How many are short? (1 Mark)**



17. Circle the one that hold more water. (1 Mark)



A




B



C

18. Which one is heavier? (1 Mark)

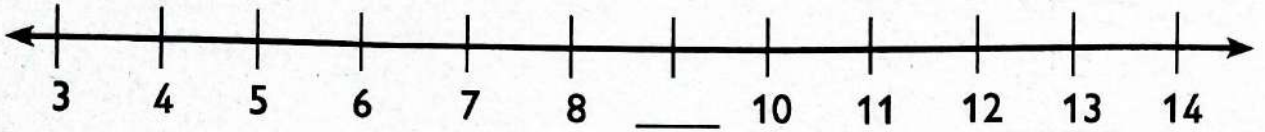


Subtract. (2 Marks)

19. $2 - 2 = \underline{\hspace{2cm}}$

20. $5 - 5 = \underline{\hspace{2cm}}$

21. Write the missing number. (1 Mark)




Work out. (2 Mark)

22. $2 + \boxed{\hspace{1cm}} = 5$


23. $\boxed{\hspace{1cm}} + 2 = 4$

Draw the following lines. (2 Marks)

24. Triangle



25. Zigzag line



DISTINCTION EARLY YEARS ASSESSMENT

MONITORING LEARNER'S PROGRESS

GRADE 1 - 2026 ENGLISH ACTIVITIES

1



001

Name:

Learner's Number

Gender: Boy

Girl

County Name: County Code:

Sub-County Name: Sub-County Code:

School Name: School Code:

TEACHER'S SCORING GUIDE

The grid below is to be filled by the teacher after marking the learner's work.

Exceeding expectations	Meeting expectations	Approaching expectations	Below expectations
Correctly and accurately answer all items with confidence without any difficulty within the time frame of the task.	A few items are not correctly and accurately answered or attempted as per the task.	Half of the items not correctly and accurately answered or attempted as per the task.	Has difficult attempting or answering most of the items as per the task.

Exceeding expectations - 4
Approaching expectations - 2

Meeting expectations - 3
Below expectations - 1

TASK 1: LISTENING AND SPEAKING

Part 1 (5 Marks)

The teacher greets the learner. The learner responds. The teacher asks the learner to take a seat.

The teacher tells the learner:

"I will ask you questions in English about yourself. You will answer me in English.

a) **Teacher:** What is your name?

(Learner responds) _____

b) **Teacher:** How old are you?

(Learner responds) _____

c) **Teacher:** What is the colour of your hair?

(Learner responds) _____

d) **Teacher:** How many fingers do you have.

(Learner responds) _____

e) **Teacher:** Point your nose.

(Learner responds) _____

Part 2 (3 Marks)

The teacher tells the learner:

*"I am going to read a story **twice** in English and then ask you questions. Listen to me and tell me the answers in English."*

Tom and Mary are singing and dancing in church.

Their parents are clapping and singing to the tune.

Everybody in church is happy.

(Teacher to read again)

a) **Teacher:** Who is singing and dancing

(Learner responds)

b) **Teacher:** Tom and Mary are in _____

(Learner responds)

c) **Teacher:** Everybody in the church was _____

(Learner responds)

TASK 2: READING A LOUD (13 Marks)

Read the following words.

- | | | |
|----------|---------|-----------|
| 1. Cow | 2. One | 3. Book |
| 4. Table | 5. Up | 6. Car |
| 7. Ball | 8. Cat | 9. School |
| 10. Shop | 11. Sun | 12. Bag |

TASK 3 (30 Marks)


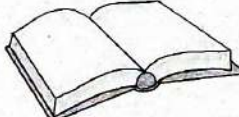





DICTATION: Write the words as the teacher says them (5 Marks).

1. _____
2. _____
3. _____
4. _____
5. _____

Write the following words in capital letters (2 Marks)



6. road _____ 7. bag _____



Write the names of each picture (7 Marks)



- | | | | |
|---|---|--|---|
| 8.  | 9.  | 10.  | 11.  |
| _____ | _____ | _____ | _____ |
| 12.  | 13.  | 14.  | |
| _____ | _____ | _____ | |



(bag, book, chair, cup, cat, pencil, car)



Match the following. (5 Marks)



15.  

16.  

17.  

18.  

19.  

20.  

Put 'a' or 'an' (1 Mark)

20. _____ cup

Fill in the gaps by using sound "O" (4 Marks).





21. b ___ y

22. b ___ x

23. D ___ lly

24. Sh ___ p

Use 'is' or 'are' (4 Marks)

25.		This _____ a dog.
26.		These pencils _____ two.
27.		This _____ a cat.
28.		This _____ a flower.

Word Opposite (2 Marks)

29. boy _____

30. in _____

(out, girl)

TATHIMINI YA GREDI YA KWANZA NA DISTINCTION



GREDI YA KWANZA - 2026 SHUGHULI ZA KISWAHILI

1

001
QUALITY IS OUR CONCERN

Jina:

Nambari ya Mwanafunzi

Jinsia: Mvulana

Msichana

Jina la Kaunti: Msimbo wa Kaunti

Jina la Kaunti: Msimbo wa Kaunti ndogo:

Jina la Shule: Msimbo wa Shule:

MWONGOZO WA ALAMA ZA MWALIMU

Sehemu hii inajazwa na mwalimu baada ya kusahihisha kazi ya mwanafunzi.

	Kiwango cha 1	Kiwango cha 2	Kiwango cha 3	Kiwango cha 4
Sehemu ya A:				
Sehemu ya B:				
Sehemu ya Ch				

SEHEMY YA A

SEHEMU YA KWANZA: KUSIKILIZA NA KUZUNGUMZA (Alama 3)

Maagizo kwa mwalimu

1. Andaa mazingira mazuri ya tathmini kwa kumkaribisha mwanafunzi kwenye chumba cha tathmini.
2. Mwamkue na kumwomba akae.
3. Jitambulisha kwake kwa kusema, 'Mimi ni mwalimu _____'.
4. Muulize jina lake.
5. Anza tathmini kwa kusema, 'Leo ningependa tuzungumze kuhusu **Rafiki yako**.
6. Mpe maelezo yafuatayo ili kujenga muktadha.

Tanbihi:

Tumia mbinu zinazoweza kukusaidia kuweza kumfanya mwanafunzi akupe majibu kiasi cha kuweza kutathmini uwezo wake wa kuzungumza kikamilifu. Unaweza kumuuliza maswali yanayoweza kumfanya mwanafunzi kufafanua maelezo yake kuhusu maswali yaliyoandaliwa hapa chini.

1. **Mwalimu:** Nitajie jina la rafiki yako
(mwanafunzi ajibu) _____
2. **Mwalimu:** Rafiki yako anasoma katika Gredi ya ?
(mwanafunzi ajibu) _____
3. **Mwalimu:** Rafiki yako ni mvulana au msichana?
(mwanafunzi ajibu) _____

SEHEMU YA PILI: (Alama 6)

Maagizo kwa mwalimu

- i. Andaa mazingira tulivu kwa ajili ya tathmini hii.
- ii. Msomee mwanafunzi kifungu kifuatacho **mara mbili**.
- iii. Mjulishe mwanafunzi kuwa atajibu maswali baada ya kusoma kifungu.

Bendera yetu ina rangi nne. Rangi nyekundu inaashiria damu. Rangi nyeupe inaashiria amani. Rangi nyeusi inaashiria ngozi yetu. Rangi ya kijani inaashiria mimea katika mashamba yetu.

(Somea mwanafunzi tena)

4. Bendera yetu ina rangi ngapi?
(mwanafunzi ajibu)
5. Rangi ipi inayoashiria ngozi yetu? _____
(mwanafunzi ajibu)

SEHEMU YA B: KUSOMA KWA SAUTI

KUSOMA (Alama 20)

Soma silabi

- | | | | | |
|-------|-------|-------|-------|--------|
| 1. sa | 2. se | 3. si | 4. so | 5. su |
| 6. ka | 7. ke | 8. ki | 9. ko | 10. ku |

Soma maneno







- | | | | | |
|---------|-----------|-----------|---------|-----------|
| 1. babu | 2. daba | 3. kaka | 4. paka | 5. bata |
| 6. kiti | 7. nyanya | 8. watoto | 9. kuku | 10. nyani |

SEHEMU YA C (Alama 25)

IMLA: Andika maneno jinsi yatakavyo semwa na mwalimu (Alama 6)

- _____
- _____
- _____
- _____
- _____
- _____

Jina la kila picha. (Alama 6)

7.		8.		9.	
10		11.		12.	

(kuku, nyumba, begi, kikombe, kitabu, mpira)

Jaza mapengo (Alama 4)

13. mt ___ to

14. k ___ lamu

15. k ___ mba

16. b ___ bu

Andika wingi (Alama 3)

17. kiatu _____

18. mtoto _____

19. kiti _____

(viatu, watoto, viti)

Andika kwa tarakimu au jina (Alama 2)

20. moja = _____

21. 5 = _____

(tatu, tano, 1)

Andika kinyume cha maneno haya (joto, chini, mama, nyuma)

(Alama 4)

22. Juu _____

23. Baba _____

24. Baridi _____

25. Mbele _____

DISTINCTION EARLY YEARS ASSESSMENT

MONITORING LEARNER'S PROGRESS

GRADE ONE - 2026

INTEGRATED LEARNING ACTIVITIES

1



QUALITY IS OUR CONCERN

001

SECTION A, B, C, D, E, F

Learner's Name:

Learner's Number

Gender: Boy

Girl

County Name: County Code:

Sub-County Name: Sub-County Code:

School Name: School Code:

TEACHER'S SCORING GUIDE

The grid below is to be filled by the teacher after marking the learner's work.

	Exceeding expectations	Meeting expectations	Approaching expectations	Below expectations
	Correctly and accurately score all items with confidence without any difficulty within the time frame of the task.	A few items are not correctly and accurately scored or attempted as per the task.	Half of the items not correctly and accurately scored or attempted as per the task.	Has difficult attempting or answering most of the items as per the task.
A				
B				
C				
D				
E				
F				

Exceeding expectations - 4
Approaching expectations - 2

Meeting expectations - 3
Below expectations - 1

SECTION A: ENVIRONMENTAL ACTIVITIES

(20 marks)

Write the name items we use to clean body parts.


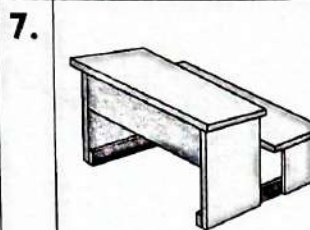


(nail cutter, soap, comb, toothbrush)


5. A _____ is a place where people live. (home, school, forest)

Write the name of the classroom items.

(Chair, desk, table, blackboard)



(leg, hand, face, hair, mouth, nose)



15. We must keep our body parts _____ (dirty, clean)

16. The colour of my hair is _____. (grey, brown, black)

17. We should use a _____ to wipe our nose. (towel, handkerchief)

18. My teeth are found in the _____. (nose, mouth, ears)
19. I use _____ to chew food. (finger, teeth, toes)
20. Eyes, nose, cheeks and mouth are found on the _____. (head, face, arm)

SECTION B: CRE ACTIVITIES (10 marks)


1. The _____ is God's Holy book. (story book, Bible, register)
2. Isaac was the son of _____. (Moses, Jacob, Abraham)
3. We should read the Bible _____. (Sundays only, everyday, Saturday only)
4. God is not happy when I _____. (pray, steal, help others)
5. We should love our _____. (friends only, enemies, relatives only)
6. God wants us to be _____. (humble, proud, rude)
7. _____ created everything. (Satan, God, evil)
8. Jesus had _____ disciples. (12, 11, 10)
9. I was made in God's own _____. (colour, image)
10. Adam and Eve lived in the garden of _____. (Canaan, Eden)

SECTION C: IRE ACTIVITIES (10 marks)


1. _____ created all human beings. (Allah, Angels)
2. Our Holy book is _____. (Zabur, Quran)
3. Muslims fast during the month of _____. (December, Ramadhan)
4. Iman means _____. (hope, trust, faith)
5. _____ is a big day for Muslims. (Friday, Sunday)
6. When praying we face _____. (Qibla, Heaven)
7. Before eating we say _____. (Alhamdulillah, Bismillah)
8. We take Udhu when we want to _____. (eat, sleep, pray)
9. The Prophet had _____ children. (6, 7, 8)
10. Good Muslims should _____ their neighbours. (hate, love, beat)

SECTION D: CREATIVE ARTS ACTIVITIES (20 marks)

1. Look at the pictures below and circle the items used for drawing (3 marks)

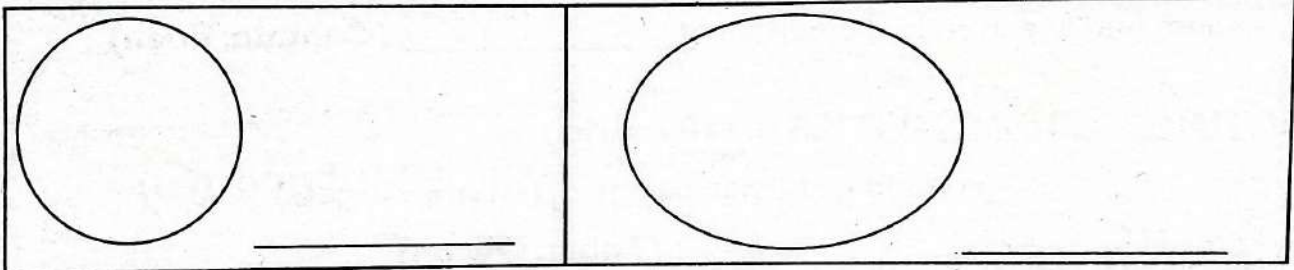


2. Trace your palm and colour.




3. Scribble in the circle only

(5 marks)



4. Write the body part making the sound. (hands, legs)

(2 marks)



5. Write the name of the line.

(1 mark)



(curved, zigzag, straight)

6. Complete the pattern below.

(4 marks)

