

COMPETENCE BASED EDUCATION

GRADE 3 - YEAR - 2026

002



INTERGRATED LEARNING ACTIVITIES.

Name

Learner's Number

Gender: Boy Girl

County Name: County Code:

Sub-county Name: Sub-county code

School Name: School Code:

TEACHER'S ASSEMENT RUBRIC.

The grid below is to be filled by the teacher after marking the learner's work.

	Level 1	Level 2	Level 3	Level 4
Task 1				
Task 2				
Task 3				
Task 4				
Task 5				

ENVIRONMENTAL ACTIVITIES.




Name four materials used as beddings.

1. _____ 3. _____
2. _____ 4. _____

Write two ways of how we take care of our beddings.

5. _____
6. _____

Name these things found in a bedroom.

7.  _____
8.  _____
9.  _____

10. _____ is the first meal of the day.
(Supper, breakfast, lunch)

11. When I wet my bed it _____ bad. (smells, breaks)


12. Wet sheets can bring me _____ problems.
(hair, skin)

Write three causes of bedwetting.


13. _____
14. _____
15. _____

Draw faces to show these emotions.




16. Sad face



17. Happy face



Name these family needs.

18.  _____
19.  _____
20.  _____

Write down two table manners.

21. _____
22. _____

Name two places where we get food from.

23. _____

24. _____

25. We eat food to be _____ (healthy, thin, sick)

26. We should eat _____ food. (much, little, balanced diet)

Name three categories of food.

27. _____ 28. _____

29. _____

30. Doing exercises makes our bodies _____ (weak, strong, happy)

C.R.E.

1. Each part of my body was created by _____

2. As good children of God we should have _____ thoughts for others.
(good, bad, sad)

Write any two members of extended family.

3. _____ 4. _____

5. Obeying our elders shows that we _____ them.
(respect, fear, fight)

6. _____ and _____ were our first parents.

Write the two divisions of the Bible.

7. _____ 8. _____

9. Mathew, Mark, Luke and John are called _____ books.
(historic books, gospel books, story books)

10. _____ was swallowed by a big fish. (Moses, Jonah, Elijah)

I.R.E.

1. When drinking water we should pause _____ times. (2, 3, 1)

2. The prophet said "only the _____ will enter paradise."
(clean, silent, muslims)

3. It is for muslims to believe in _____
(witchcraft, holy books, angels)

4. When the holy Quran is being recited we should _____
(stand up, keep quiet, say ameen)

5. It is wrong for a muslim to _____ (gamble, cry, play)

6. Zakat is given to the _____ (imam, poor, rich)

7. The prophet said "speak the truth always even it is it _____"
(bitter, good, long)

8. Before you sleep you say shahadah because sleep is like _____
(dream, death, rest)


9. Where do christians go to worship _____
(temple, church, mosque)

10. I say _____ when thanking my friends.

(Jazakallah, Masha Allah, Alhamdulillah)


CREATIVE ACTIVITIES.

1. A _____ can be used to paint a drawing.
(sponge, pencil, stick)
2. We can pull a _____ (rope, paper, kite)
Name two materials that can be used in pulling and pushing.
3. _____
4. The man in the picture below show the man is




Draw the following.

5. Animals form




6. Plant form.



Name the following painting materials.

- 7.




- 8.



9. Give one reason why we paint.

Look at the picture below.



How are the learners in the picture creating the rhythm for the song?
(stamping, clapping, jumping)

COMPETENCE BASED EDUCATION



GRADE 3 - YEAR - 2026

002

MATHEMATICS ACTIVITIES.

Name

Learner's Number

Gender: Boy Girl

County Name: County Code:

Sub-county Name: Sub-county code







School Name: School Code:

TEACHER'S ASSEMENT RUBRIC.

The grid below is to be filled by the teacher after marking the learner's work.

Number of questions	
Number of correct questions	
Performance level	

Look at the positions of the following pictures.

					
doll	cat	tree	book	cup	spoon


1. If the doll is in the first position, what is the position of the cat?

2. The book is in the _____ position.

3. Which object is in the sixth position? _____

4. The tree is in the _____ position.

5. Draw the object in the fifth position.



6. Write the position of the letter K. (5th, 6th, 8th)

G H I J K L M _____

Write the number before.

7. _____, 375

8. _____, 900

Write the number after.

9. 299, _____

10. 100, _____

Write in words or symbols.

11. 75 - _____

12. 54 - _____

13. One hundred and nine. _____

Fill in the next numbers.

14. 80, 82, 84, _____, _____

15. 100, 200, 300, _____, _____

Fill in the place values.

16. 89 = _____ hundreds _____ tens _____ ones

17. 801 = _____ hundreds _____ tens _____ ones

Add.

18. $44 + 22 =$ _____

19.
$$\begin{array}{r} 425 \\ + 64 \\ \hline \end{array}$$

20. Lesiampe has 174 goats. His brother has 92 goats. How many goats do they have altogether? _____

Take away.

21.
$$\begin{array}{r} 596 \\ - 42 \\ \hline \end{array}$$

22.
$$\begin{array}{r} 527 \\ - 94 \\ \hline \end{array}$$

23. A school bought 335 pencils. The headteacher gave 265 pencils to his learners. How many pencils remained? _____

24. Write the multiplication sentence of the following.



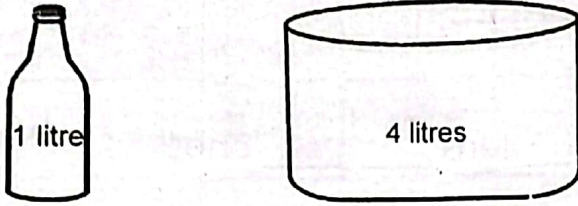
_____ x _____ = _____

25. Three girls have _____ legs

26. Share 15 mangoes among 3 children. Each child will get _____ mangoes.


Measurement.

27. Look at the diagram and answer the question.



How many bottles will fill in the basin? _____ bottles.

28. Use "heavier than" or "lighter than".



The ball is _____ the book.

29. How much money?




+



_____ shillings.

30. Identify the shape of the object below.



_____ shape

COMPETENCE BASED EDUCATION



GRADE 3 - YEAR - 2026 ENGLISH ACTIVITIES.

002

Name

Learner's Number

--	--	--

Gender: Boy

--

 Girl

--

County Name: County Code:

--	--	--

Sub-county Name: Sub-county code

--	--	--

School Name: School Code:

--	--	--

TEACHER'S ASSEMENT RUBRIC.

The grid below is to be filled by the teacher after marking the learner's work.

	Level 1	Level 2	Level 3	Level 4
Task 1				
Task 2				
Task 3				
Task 4				

Listening and speaking.

Teacher to read for the learner this passage and ask him some questions.

The rain is the main source of water. We use it to grow crops, drinking, cooking and watering plants. When it rains heavily, floods occur. Floods are dangerous as they cause harm.

- a) What is the main source of water? _____
- b) Name three uses of water mentioned in the passage. _____
- c) Why are floods dangerous? _____

Reading aloud.

Read the story aloud.

Sammy was studying in Grade three. The school was closed for the December holiday. During holidays, he went to his uncle's farm. His uncle had three sons and two daughters. These children were very happy to see Sammy at their farm. They were studying in the same class. So Sammy had good company.

GRAMMAR.

Write the words in plural.

1. ox - _____
2. child - _____
3. mango - _____
4. woman - _____
5. life - _____

Write the opposite of these words.

6. Poor - _____
7. cry - _____
8. dirty - _____
9. night - _____

(day, clean, laugh)

Use the correct words in the box to complete the sentences.


(talks, swept, read, went, looks at)

10. They _____ a good story book.
11. John _____ about his new school
12. Jane and Kobe _____ into the classroom.
13. Grace _____ pictures on the notice board.
14. The girls and boys _____ the classroom.

Use "has" or "have" to fill in the blank spaces.

15. They _____ socks.
16. She _____ nice dress.
17. Cats _____ four legs.
18. They _____ their own swimming costumes.


Look at picture and complete the sentence.




The _____ is on the _____



The _____ is _____ the cup



The ball is _____ chair.



The boy is _____ ball.

Use "will" or "shall"

23. He _____ send the letter online.
24. You _____ travel tomorrow.
25. I _____ wash the clothes myself.

COMPETENCE BASED EDUCATION

GREDI YA TATU - MWAKA - 2026



SHUGHULI ZA KISWAHILI

002

Jina

Nambari ya mwanafunzi

--	--	--

Jinsia: Mvulana

Msichana

Jina la Kaunti: Msimbo wa
Kaunti:

--	--	--

Jina la Kaunti ndogo: Msimbo wa
Kaunti ndogo:

--	--	--

Jina la Shule: Msimbo wa
shule:

--	--	--

Mwalimu anafaa kujaza jedwali hii baada ya kusahihisha kazi ya mwanafunzi.

Mada	Kiwango 4	Kiwango 3	Kiwango 2	Kiwango 1
Sehemu 1				
Sehemu 2				
Sehemu 3				
Sehemu 4				
Sehemu 5				

Kusikiliza na kuzungumza.

Sikiliza hadithi ya mwalimu kisha ulibu maswali.

Mimi ni mwanafunzi. Shule yetu inaitwa shule ya msingi ya Umoja. Shule yetu ina madarasa kumi na sita. Niko katika gredi ya tatu. Darasa letu lina wanafunzi thelathini na tano. Mwalimu wetu mkuu anaitwa Bwana Njoroge. Mwalimu wa darasa letu anaitwa Bi. Asha.

- a) Shule yetu inaitwaje?
- b) Shule yetu ina madarasa mangapi?
- c) Darasa letu lina wanafunzi wangapi?
- d) Mwalimu wa darasa anaitwa nani?
- e) Mwalimu mkuu wa shule anaitwa nani?

Kusoma kwa sauti.

Soma kifungu hiki kwa sauti.

Mimi ni Keboi. Ninasoma katika shule ya Pendo. Pendo ni shule nzuri sana. Shule yetu ina vifaa mbalimbali kama vile madawati, milango, bendera, kalamu, chati na ubao. Walimu wa shule yetu wanapendana sana. Shule yetu ni safi. Madarasa huoshwa kwa sabuni na maji. Sisi hufagia darasa letu tukitumia ufagio. Shule yetu ina maua ya kupendeza.

Sarufi.

Unda maneno ukitumia mianzo ullopewa.

1. dha - _____
2. shu - _____
3. nyu - _____

Tumla "huu" au "hii" kujaza pengo.

4. Mkate _____ umeokwa.
5. Nguo _____ ni safi.
6. Mkeka _____ ulishonwa vizuri.
7. Mkoba _____ ni wangu.
8. Nywele _____ ni ndefu.

Andika maneno vizuri.

9. vadere - _____
10. kihca - _____
11. oondok - _____
12. aikof - _____

Tumia "huyu", "hawa", "hiki" au "hivi".


13. Viatu _____ ni vya Omondi.
14. Vijana _____ wanakula.
15. Kiota _____ ni cha ndege.
16. Mnyama _____ ni mkali sana.
17. Mvuvi _____ ana samaki wengi.

Andika majina ya sehemu za mwili.




Chora picha.

21. Nyumba



22. Kichana



Tumia "juu ya", "chini ya" au "mbele ya".

23. Mbwa amelala _____ kiti.
24. Mwalimu ameketi _____ darasa.
25. Ng'ombe amepumzika _____ mti mkubwa.

